




**NIPPON
PAINT**

CEILING FRESH
INTERIOR EMULSION

GUIDE BOOK





About Ceiling Fresh

Nippon Paint Ceiling Fresh is a specially formulated paint based on modified acrylic emulsion with smooth matte finish for interior use.

For best performance, use Nippon Paint Multipurpose Wall Sealer or interior primer as undercoat. This product is suitable for interior walls, ceilings, hard and soft boards. The paint changes colour from pink to white as it dries so that the applicator will never miss a spot.

Green Assured




Features




Colour-lock technology

Keeping the walls looking beautiful for long



Low VOC

Healthy interiors — ensures that home owners can occupy the house immediately after painting



Excellent Hiding

Gives a luxurious look and blemish free finish to the walls.

A paint above the rest



Painting is no easy task. A lot of time and effort goes into making sure the entire surface is covered uniformly.



Sometimes, the painters have to wait till the paint dries to patch up a few areas the brush or roller didn't cover.



That is now a thing of the past. With Ceiling Fresh, the paint changes colour from pink to white as it dries.



This makes it easy to identify which areas haven't been covered. Now, nobody can say "you missed a spot"!

WET

DRY



Technical Details

Bases	:	White	
Colour Range	:	White	
Finish	:	Smooth Matt finish	
Dry Time	:	To Touch: 30 minutes	To Recoat: 4-6 Hours
Gloss level	:	60° Head: 0 to 5 units	
Clean up solvent	:	Clean, potable water	
Stability of diluted paint	:	24 Hours	
Shelf life	:	3 Years from the date of manufacture in original tightly closed containers .	
Dilution	:	60-65% by volume with clean, potable water.	

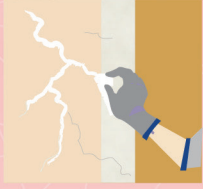
Coverage

100-130 sq ft/litre for 2coats

(Actual coverage is dependant on the substrate condition, surface porosity, method of application)



Surface Preparation:




Keep surface clean & dry. Remove dust, dirt, grease and any flaking paint from the surface and sand to smooth. Ensure there is no fungus or moisture on the wall.

Application:

Brush:	Dilute both 1st and 2nd coats with 60-65% water
Roller:	Dilute both 1st and 2nd coats with 60-65% water
Conventional Spray:	Dilute both 1st and 2nd coats with 40-50% water

Process:




Primer
Nippon Paint
Multi-Purpose
Wall Sealer/
Interior Primer



Apply 1 coats




Allow it to dry
for 6-8 hours



Putty
Nippon Paint
Acrylic Wall Putty

Apply 1-2 coats


Allow it to dry
for 12-18 hours



Primer
Nippon Paint
Multi-Purpose
Wall Sealer/
Interior Primer

Apply 1 coats

Allow it to dry
for 6-8 hours



Top Coat
Nippon Paint
Ceiling Fresh

Apply 2-3 coats

Allow it to dry
for 4-6 hours





Safety & Environment:

During Painting:

Always work in a well ventilated area. Wear appropriate attire, especially gloves and eye protection gear. Avoid contact with skin as it may cause irritation.

Cleaning:

Clean all equipments with clean water immediately after use.

Safety Instructions:

In the case of eye contact, rinse immediately with water and seek immediate medical treatment. To remove paint from skin, use soap and water or appropriate cleanser. In the event of spillage, contain and collect spilt paint by using sand or earth.

PRECAUTIONS:



Avoid painting when the temperature is below 10 degrees Celsius.



Painting is not recommended if the moisture content and alkalinity of the walls is high.



Moisture content of the walls should be below 16% (measured by Protimeter) and alkalinity of the wall should be below pH-9.



Relative humidity should be below 85%.



Painting on a newly plastered wall is recommended after 12 weeks of curing.





STORAGE:

Store paint in a cool, dry and well ventilated place away from heat sources, flammables or direct sunlight. Keep container tightly closed in a secure, upright position. Do not store near food, drink or animal feed. Keep out of reach of children. Do not dispose of unwanted paint into drains, water sources or open sewers. To dispose safely, pour unwanted paint onto old newspapers and let dry before placing in a proper waste receptacle.

DISPOSAL INFORMATION:

Disposal of any paint waste & containers in accordance with applicable Environment (Protection) Act 1986 under the Hazardous Wastes (Management & Handling) rules 1989.



Environment:

Does not contain any added lead, mercury or chromium compounds.
Lead content does not exceed 90 parts per million.

Frequently Asked Questions

WHY SHOULD A CEILING BE PAINTED?

Think of the ceiling as a fifth wall. When the ceiling isn't painted, it draws all the attention away from the painted walls in the room.

Compared to walls, ceilings are more prone to blemishes and imperfections. Painting the ceiling covers up any eyesores, and makes the room seem larger and spacious.



HOW FREQUENTLY SHOULD A CEILING BE PAINTED?

Ceilings must be repainted at least once every ten years, or whenever the walls are repainted. This ensures the ceiling doesn't look older than the rest of the walls.



Colour Me Curious

WHY IS WHITE THE PREFERRED CEILING PAINT COLOUR?



White paint reflects light better, and provides an illusion of depth. This can make a room seem more spacious than it really is.



It is also easy to touch up and repair whenever necessary.

HOW DOES PAINTING THE CEILING ELEVATE THE AMBIENCE OF A ROOM?



The ceiling can be used to highlight or hide a given room's features. Whether it is highlighting architectural structures like beams and woodwork, or making a room appear more symmetrical.



Choosing the right colour to paint your ceiling is essential to increase the aesthetic quotient of the room.



At Nippon Paint, we pride ourselves
on our legacy spanning over 140 years.
We combine the finest of Japanese
technology with modern solutions
to bring you world class paints. All our
products are safe for the environment,
and safe for our customers.



Registered Office:

NIPPON PAINT (INDIA) PRIVATE LIMITED
Plot No. K-8(I), Phase-II, SIPCOT Industrial Park, Mambakkam Village,
Sriperumbudur, Sunguvarchatiram, Kancheepuram –
602106.Tamilnadu, India
Tel: 044 3717 5555 | Fax: 044 3717 5556

Corporate Office:

NIPPON PAINT (INDIA) PRIVATE LIMITED
Decorative Business Unit, No 3, 3rd Floor, Club House Road,
Landmark – Next to Taj Club House Hotel
Chennai – 600 002, Tamil Nadu, India
Tel: 044-4298 2222 & 044-4298 9595 | Fax: 044 42982200

Email:: tu@nipponpaint.co.in

Website:: <https://www.nipponpaint.co.in/>