



**NIPPON
PAINT**

PRODUCT CATALOGUE



**Colours
for Change**



The Nippon Paint Group

Nippon Paint Group, based in Japan, has over 144 years of experience in the paint and coatings industry. It is among the leading paint manufacturers of the world and is number one in Asia.

Nippon Paint produces high quality paints and coats for the automotive, industrial and decorative sectors. Over the years, Nippon Paint has perfected its products by means of breakthrough paint technology with emphasis on innovation and eco-friendliness.

We are driven by the philosophy of enhancing life through innovations, to consistently deliver paint solutions that not only serve your needs, but also protect the world we live in.

Nippon Paint India

Nippon Paint India is more than 19 years old and is steadily making head-way into the paint market. Nippon Paint has a range of interior, exterior and enamel finishes. To showcase its prowess in technology, the company also has a range of speciality products.

Go Green no matter which colour you choose

At Nippon Paint, we are committed to keeping our planet safe. That's why our products are designed to enhance the quality of your life, while protecting our environment and preserving precious resources. Our practices and philosophy are deeply rooted in the belief that we must preserve this beautiful and irreplaceable Earth for future generations. We have extended our Green philosophy to a wide range of products. So join us, make Nippon Paint a part of your homes and help keep the planet Green, the way it's meant to be. All Nippon Paint production factories are state-of-the-art with strict adherence to our Green philosophy.



Beautiful paints for beautiful interiors

A coat of paint is truly an art inspired by science. Every hue brings with it a fresh wave of emotion and brings your interiors to life. Nippon Paint leverages world-class technology and innovation to bring to your home kaleidoscopic colour choices and superior features. These include breakthrough odourless technology, low VOC, anti-bacterial and anti-fungal properties, easy washability, durability and more. Choose Nippon Paint for your interiors. Give your home the facelift it deserves.



INTERIOR PRODUCTS



AIRCARE VG

NIPPON PAINT AIRCARE VG is an ultra luxury anti-microbial and anti-formaldehyde interior emulsion that helps to create a safe and more hygienic indoor environment. This breakthrough product contains Unique Absorption Technology - (UAT) that continually absorbs harmful formaldehyde from the air and is embedded in Polymer backbone, resulting in clean fresh air. It is enriched with Silver Ion Technology which gives superior anti-bacterial performance and is effective against viruses*.

Finish: Smooth matt
Coverage: 18.58 - 20.43 sq.mt./litre/coat & 9.29 - 10.21 sq.mt./litre/2 coats
Dilution: 20-30% by volume with clean, potable water. Stir well before use
Where to use: Living Room and Bed Room



SATIN GLO+

NIPPON PAINT SATIN GLO+ is a luxury interior wall finish specially formulated to impart a rich satin like sheen to decorate interior walls. It possesses excellent washability and stain resistance to keep the walls beautiful for long. Its anti-bacterial property provides proven protection against bacteria and it also contains ultra-low VOC ensuring safe and healthy interiors.

Finish: Luxury sheen
Coverage: 26.01 - 29.73 sq.mt./litre/coat & 13.93 - 16.26 sq.mt./litre/2 coats
Dilution: 30-40% by volume with clean, potable water. Stir well before use 20-30% by volume with clean potable water for dark shades
Where to use: Living Room



SATIN GLO PRIME*

NIPPON PAINT SATIN GLO PRIME luxury interior emulsion is based on pure acrylic emulsion formulated to impart high sheen to decorate interior walls. It possesses excellent washability and stain resistance to keep the walls beautiful for long. Its low VOC ensures safe and healthy interiors. Its anti-bacterial property provides proven protection against bacteria.

Finish: High sheen
Coverage: 22.30 - 24.15 sq.mt./litre/coat & 10.22 - 12.08 sq.mt./litre/2 coats
Dilution: 30-40% by volume with clean potable water. Stir well before use. Upto 20% by volume with clean potable water for dark shades
Where to use: Living Room



SPOTLESS NXT

NIPPON PAINT SPOTLESS NXT A premium interior emulsion that is a specially-formulated acrylic emulsion paint and repels household stains such as tea, coee, juices, ink, hand-prints, etc. It's latest Anti Scuff property protects walls against scuff marks being left behind from items such as shoes and bags, making it perfect for use in high trac environments. Our unique 'Swan-back' technology makes it highly resistant to the penetration of water-borne stains, and causes them to form beads. This 'beading eect' ensures stains don't stick and can be removed easily without damaging the paint. Nippon Paint Spotless NXT is a high-quality paint that is suitable for bedrooms, hallways, living and dining rooms.

Finish: Soft sheen
Coverage: 18.58 - 23.22 sq.mt./litre/coat & 9.29 - 11.15 sq.mt./litre/2 coats
Dilution: 30-40% by volume with clean, potable water & 20% dilution for dark shades
Where to use: Living Room and Kitchen



*Coverage is mentioned in sq.mt to conform to government norms - for square feet understanding, pls multiply square metre area value by 10.764





MATEX EZ WASH

NIPPON PAINT MATEX EZ WASH

is an interior emulsion with excellent value for money, washability, high durability and a silky, smooth finish. This modified acrylic emulsion has superior cleaning properties that give you spotless interiors. It resists fungal growth and emits a fresh fragrance.

Finish: Pearl sheen

Coverage: 20.44 – 22.30 sq.mt./litre/coat
& 11.15 – 12.08 sq.mt./litre/2 coats

Dilution: Upto 40% by volume with clean, potable water. Stir well before use. 20-30% by volume with potable water for dark shades

Where to use: Living Room and Bed Room



Fragrance



Washability



Pearl Sheen



Low VOC



Stain-resistant



Year Protection*



MATEX GOLD

NIPPON PAINT MATEX GOLD

is a premium emulsion which provides a smooth sheen finish to interior walls. It delivers excellent coverage, good washability and has low VOC, hence maintaining a healthy home.

Finish: Smooth sheen

Coverage: 24.15 – 27.87 sq.mt./litre/coat
& 12.08 – 13.94 sq.mt./litre/2 coats

Dilution: 50-60% by volume with clean, potable water.

Stir well before use. 20-30% by volume with potable water for dark shades

Where to use: Living Room and Bed Room



Excellent Coverage



Low VOC



Good Washability



Year Protection*



BREEZE STAR

NIPPON PAINT BREEZE STAR

is an interior emulsion paint which contains superior pigment composition along with rich polymer which provides a superior sheen finish and a dazzling look to your wall, at an economical price.

Finish: Sheen finish

Coverage: 21.37 – 23.22 sq.mt./litre/coat &
12.08 – 13.01 sq.mt./litre/2 coats

Dilution: 40-50% by volume with clean, potable water.

Stir well before use. 20-30% by volume with potable water for dark shades

Where to use: All Rooms



Sheen Finish



Good Coverage



Low VOC



Year Protection*



BREEZE

NIPPON PAINT BREEZE

is an economy interior emulsion having smooth and matt finish.

Finish: Smooth matt

Coverage: 11.15 – 12.08 sq.mt./litre/2 coats

Dilution: 60-65% by volume with clean, potable water

Where to use: All Rooms



Smooth Finish



Low VOC



Excellent Hiding



Year Protection*

INTERIOR PRODUCTS



CEILING FRESH

NIPPON PAINT CEILING FRESH is a specially formulated paint based on modified acrylic emulsion with smooth matt finish for interior use. The paint changes colour from pink to white as it dries so that the applicator never misses a spot.

Finish: Smooth matt
Coverage: 9.29 - 12.07 sq.mt./litre for 2 coats
Dilution: 60-65% by volume with clean, potable water
Where to use: Ceiling



EASY COAT 2.0

NIPPON PAINT EASY COAT 2.0 Nippon Easycoat 2.0 is a modified acrylic interior emulsion paint formulated to decorate and protect interior walls. It gives a smooth matt finish and value for money.



STANDARD APPLICATION SYSTEM

Surface preparation: Keep surface clean and dry. Remove dust, dirt, grease and any flaking paint from the surface, and sand to smooth. Ensure there is no fungus or moisture on the walls. Repair surface defects with suitable filler.

RECOMMENDED PAINT SYSTEM

| Step 1 | Product | No. of Coats |
|----------|---|---|
| Primer | Nippon Paint Multi-Purpose Wall Sealer/ Interior Primer/ Dr. Bond | Apply 1 coat and allow to dry for 6-8 hours |
| Step 2 | Product | No. of Coats |
| Putty | Nippon Paint Acrylic Wall Putty | Apply 1-2 coats of Nippon Paint Acrylic Wall Putty to smoothen surface and allow to dry overnight |
| Step 3 | Product | No. of Coats |
| Primer | Nippon Paint Multi-Purpose Wall Sealer/ Interior Primer/ Dr. Bond | Apply 1 coat and allow to dry for 6-8 hours |
| Step 4 | Product | No. of Coats |
| Top Coat | Nippon Paint Interior Emulsion | Apply 2-3 coats in an interval of 4-6 hours |

Note: For dark shades, 3 coats are recommended.



INTERIOR TEXTURE



MOMENTO DZINE

NIPPON PAINT MOMENTO DZINE (Momento Metallics) brings you a paint base that allows you to create a plethora of dzine patterns in a range of shades including metallics like gold and silver. They are unique, letting your creativity shine through and allowing you to create infinite patterns. Go ahead and bring perfection to your home.

Finish: Texture
Coverage: 11.10 sq.mt. to 13 sq.mt
Dilution: Not required
Where to use: Living Room
Application Type: Top Coat



2-IN-1 EMULSION



ATOM FIBRA

NIPPON PAINT ATOM FIBRA is a multi-purpose emulsion paint specially designed for both interior and exterior walls. It is reinforced with microfibres which gives enhanced mechanical strength to the paint film.

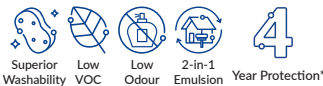
Finish: Matt
Coverage: Interior: 16.72-19.51 sq.mt./litre/coat & 9.29-10.22 sq.mt./litre/2 coats
Exterior: 9.29-10.22 sq.mt./litre/coat & 5.11-5.57 sq.mt./litre/2 coats
Dilution: 50% by volume with clean, potable water for both interior as well as exterior application 20-30% by volume with potable water for dark shades



ATOM 2-IN-1

NIPPON PAINT ATOM 2-IN-1 multi-purpose emulsion is a flat and durable paint which makes it ideal for both interior and exterior surfaces. Following extensive R&D and by listening to our decorating partners' inputs, this dynamic paint has been developed for maximum performance which is based on acrylic modified emulsion.

Finish: Matt
Coverage: Interior: 16.72-19.51 sq.mt./litre/coat & 9.29-10.22 sq.mt./litre/2 coats
Exterior: 8.36-9.29 sq.mt./litre/coat & 4.18-4.65 sq.mt./litre/2 coats
Dilution: 50% by volume with clean, potable water for both interior as well as exterior application 20-30% by volume with potable water for dark shades



*Coverage is mentioned in sq.mt to conform to government norms - for square feet understanding, pls multiply square metre area value by 10.764

EXTERIOR PRODUCTS



WEATHERBOND PRO

NIPPON PAINT WEATHERBOND PRO is high performance, pure acrylic exterior painting system which offers outstanding protection for exterior surfaces. The product also offers unique protection against water, algal attack, dust pick up, hairline crack, efflorescence and extreme Weathering. Weatherbond PRO system provides effective waterproofing & anti carbonation properties.

Finish: High Sheen
Coverage: 5.11 - 6.04 sq.mt/litre/2 coats
& 2.79 - 3.25 sq.mt/litre/coat for Repainting
Dilution: 20% by volume with clean, potable water
Where to use: Extreme Weather Conditions



WEATHERBOND 8

NIPPON PAINT WEATHERBOND 8 is a specially formulated acrylic based high performance exterior emulsion paint with Quartz Technology providing twice the toughness and durability resulting in supreme protection against harsh weather. It imparts a rich sheen finish and provides better anchoring and water resistance. It has anti-algal and dirt pick resistance to keep your walls fresh for longer time. This product has 8 years of performance and 5 years of Anti algal warranty subject to terms and conditions.



WEATHERBOND ADVANCE

NIPPON PAINT'S NEW WEATHERBOND ADVANCE is a pure acrylic based exterior paint that comes equipped with QUARTZ TECHNOLOGY and possesses a unique lamination technology with silicone. As India's first, the Quartz Technology provides 2X toughness and durability resulting in supreme protection against harsh weather. It has innovative "Sun Block Technology" that reflects 90% of the solar light on exterior walls and reduces surface temperature upto 7 degrees Celsius, making the interiors of the house cooler, thus saving energy. It has ultra low VOC ensuring a safe environment.

Finish: Sheen
Coverage: 10.22 - 12.08 sq.mt./litre/coat
& 5.11- 6.04 sq.mt./litre/2 coats
Dilution: 40-50% by volume with clean, potable water
Where to use: Exterior Walls



SUMO XTRA DUST SHIELD

NIPPON PAINT SUMO XTRA DUST SHIELD is a specially formulated water based exterior emulsion with colour-lock technology which ensures that the colour looks bright and clean. Its unique water resistant property keeps your exterior walls protected and beautiful for long. Its new improved formula provides very good Dirt Pick-up Resistance (DPUR).

Finish: Smooth sheen
Coverage: 10.2 - 12.07 sq.mt./litre/coat
& 5.11 - 6.04 sq.mt./litre/2 coats
Dilution: 40-50% by volume with clean, potable water
Where to use: Dry Climatic Conditions



*Coverage is mentioned in sq.mt to conform to government norms - for square feet understanding, pls multiply square metre area value by 10.764



SUMO XTRA

NIPPON PAINT SUMO XTRA

is a specially formulated water-based exterior emulsion with colour-lock technology which ensures that the colour stays bright and clean. Its unique water resistant property keeps your exterior walls protected and beautiful for long.

Finish: Smooth sheen

Coverage: 10.22 - 12.08 sq.mt./litre/coat
& 5.11 - 6.04 sq.mt./litre/2 coats

Dilution: 40-50% by volume with clean, potable water

Where to use: Exterior Walls



SHOGUN STAR

NIPPON PAINT SHOGUN STAR

is an exterior emulsion paint specially formulated using modified-acrylic emulsion which provides a high sheen. It is suitable for dry and moderately humid weather conditions. It is based on special encapsulated technology that ensures the protection of the exterior wall from algal and fungal attacks and keeps the wall fresh.

Finish: Sheen

Coverage: 4.6 - 5.57 sq.mt./litr for 2coats

Dilution: 50 to 75% by volume with clean, potable water. For dark shades
30% by volume with clean, potable water

Where to use: Exterior Walls



SHOGUN

NIPPON PAINT SHOGUN

is a specially formulated acrylic modified exterior emulsion paint suitable for dry and less humid weather conditions. Its superior ingredients ensure that the exterior wall is protected from algal and fungal attack hence keeping it fresh for long.

Finish: Smooth matt

Coverage: 4.65 - 5.57 sq.mt./litre/2 coats

Dilution: 50-60% by volume with clean, potable water

Where to use: Humid Climatic Conditions





SUMOTEX

SUMOTEX 2mm & 3mm Scratch Finish Textures - Synthetic grooved finish texture, based on specially modified copolymer emulsions & reinforced with selected marble quartz sands. Recommended for application on prepared masonry, concrete, plastered surfaces, surfaces. It can be used as intermediate coat for exterior & interior walls as decorative & protective coating.



Tough, Durable & Long-Lasting Textures



Hides Fine Cracks & Undulation



Excellent Adhesion with Good Water Resistance



LOW VOC



Easy Application

Colour

: Base colour (Off White)

Dry Time

: Surface Dry / Touch dry - 30 to 60 mins
Hard Dry / Dry to Recoat - 12 to 16 hrs
(Depends on Temperature, Humidity, Air Movement, Film Thickness and number of coats)

Dilution

: 2 to 5 % to achieve desired consistency

Theoretical Coverage

: SumoTex 2 mm: 2.0 to 2.5 Sq.ft / Kg / Coat
SumoTex 3 mm: 1.6 to 2.0 Sq.ft / Kg / Coat
Actual coverage may vary depending on substrate condition & application method. It is always advisable to establish coverage on actual site

Pot life of thinned Paint

: 3 to 4 Hours

Shelf Life

: 12 months in Original sealed bags & with proper storage conditions, preferably in a cool dry place

Finish




Vertical




Criss-Cross



Circular



Diagonal



Brick

ROOF & FLOOR EMULSIONS



FLOOR GUARD

NIPPON PAINT FLOOR GUARD is a superior quality paint, which is specifically developed to provide a hard, durable adhesion. It acts as an acrylic emulsion coating for cement and paver blocks. It has excellent alkali resistance properties, and provides protection against weathering elements.

Finish: High sheen
Coverage: 3.72 - 4.65 sq.mt./litre/2 coats
Dilution: Up to 30% by volume with clean, potable water
Where to use: Pavement, Walkways and Cement Blocks



ROOF COATING

NIPPON PAINT ROOF COATING EMULSION is an acrylic paint that is specially formulated for painting and repainting asbestos and roof tiles. It is easy to apply and forms a smooth, tough, durable film with excellent sheen. It is also resistant to fungi, algae, water and dirt.

Finish: Sheen
Coverage: 9.29 - 11.15 sq.mt./litre/coat
& 4.65 - 5.57 sq.mt./litre/2 coats
Dilution: Ready to use. If necessary, dilute with 5% potable water
Where to use: Roof Tiles and Cement



SUMO XTRA
TILE COAT

NIPPON PAINTSUMO XTRA TILE COAT is an acrylic paint which is specially formulated for painting roof tiles. It is easy to apply and forms a smooth, tough, durable film and provides resistance to dust pick-up.

Finish: Smooth sheen
Coverage: 9.29 - 11.15 sq.mt./litre/coat
& 4.65 - 5.57 sq.mt./litre/2 coats
Dilution: Upto 30% by volume with clean, potable water. Stir well before use
Where to use: Tiles



STANDARD APPLICATION SYSTEM

For repainting: Clean the surface till it is free from dust, grease and any flaking paint. Any unstable paint to be removed using high pressure wash or scraper, whichever is appropriate. Algae or fungus on the wall to be removed by using high pressure wash or coir brush and shall be treated with Nippon Paint Walltron Kleanwall.

New Plaster: Ensure that the surface is completely cured and dry. Application of cement paint/white cement/lime as an undercoat is not recommended.

RECOMMENDED PAINT SYSTEM

| Sequence | Product | No. of Coats |
|----------|---|--|
| Primer | Nippon Paint Multi Purpose Wall Sealer/ Exterior Primer | Apply 1 coat and allow it to dry for 4-6 hours |
| Top Coat | Exterior Emulsion | Apply 2-3 coats in an interval of 4-6 hours |

Note: For dark shades, 3 coats are recommended and to be applied with a roller for better hiding.

Post Application Instruction: To enhance the performance of the paint film, clean the exterior surface with clean water every six months.

WOOD & METAL



BODELAC

NIPPON PAINT BODELAC is a specially blended, alkyd-based synthetic enamel. It has no added lead or chrome compounds, thus making it safe. It has excellent gloss retention and is suitable for a wide variety of interior and exterior metal, wood and masonry surfaces.

Finish: High gloss

Coverage: 17.65 – 19.51 sq.mt./litre/coat
& 9.29 – 10.22 sq.mt./litre/2 coats

Dilution: 10% by volume with mineral turpentine/general purpose thinner

Where to use: Grills and Gates



Lead-free



High Gloss



Anti-fungal



SATIN ENAMEL

NIPPON PAINT SATIN ENAMEL

is a specially blended enamel paint that protects and beautifies interiors, exteriors, wood, metal and masonry surfaces. It imparts a rich, satin finish with a soft sheen and forms a layer which is tough, washable and long-lasting. It is resistant to alkali, stains and water.

Finish: Satin

Coverage: 17.65 – 21.37 sq.mt./litre/coat
& 8.36 – 10.22 sq.mt./litre/2 coats

Dilution: 10% by volume with mineral turpentine/general purpose thinner

Where to use: Grills and Gates



Lead-free



Excellent Hiding



High Mar Resistance

WOOD



AQUA BODELAC*

NIPPON PAINT AQUA BODELAC water-based semi-gloss enamel provides rich satin finish and can be used for walls and masonry surfaces. It is safe, low odour, low VOC with excellent washability and durability.

Finish: Semi glossy

Coverage: 9.29 - 11.14 sq. mt./litre/coat

Dilution: 10-20% by volume with clean, potable water

Where to use: Grills, Gates and Interior Walls



Rich Satin Finish



Excellent Fungal Resistance



Low Odour



Low VOC



CLEARTONE

NIPPON PAINT CLEARTONE PU

is a two-pack polyurethane finish which protects the wood and maintains its natural beauty. It comes in gloss and matt finishes for multiple surfaces. Its tough film ensures no scratches and stains on the wood. The acid and alkali resistant property protects the surface from household cleansers. It is resistant to UV, algal and fungal attacks.

Available for both interior & exterior.

Finish: Interior: Glossy and matt

Exterior: Glossy and matt

Coverage: 8-10 sq. mt./liter/coat

Dilution: 20-25% Nippon Paint Cleartone thinner only.

Where to use: Interior and Exterior Based on Variant



Tough Film



Non-yellowing



Acid and Alkali Resistant



Algal and Fungal (Only in exterior)



WOOD



MELAMIC

NIPPON PAINT MELAMIC

is a specially formulated, solvent-based, two-pack transparent wood finish for interiors. Its superior low odour formulation not only protects wood and veneers from scratches and stains but also enhances its aesthetics.

Available for interior.

Finish: Interior: Glossy and matt

Coverage: 10-12 sq.mt./liter/coat

Dilution: Up to 20-25% by volume using
Nippon Paint Melamic thinner only

Where to use: Only Interiors



Low Odour



No Added Lead



High Mar Resistance



WOOD MAGIC

NIPPON PAINT WOOD MAGIC

is a highly durable, single pack polyurethane-based paint that beautifies and protects wood surfaces. While it enhances the elegant and rich look of natural wood, it also protects furniture for long periods.

Available for both interior & exterior.

Finish: Interior: Glossy

Exterior: Glossy

Coverage: 18-20 sq. mt./liter /coat for Spray

10-12 sq.mt./liter/coat for Brush

Dilution: Up to 10% by volume mineral
turpentine/general purpose thinner

Where to use: Interior and Exterior Based on Variant



Lead-free



High PU Content



High Sheen

PRIMERS / UNDERCOATS



AQUA PRIMER

NIPPON PAINT AQUA PRIMER

for all surfaces can be used on wood, wall and metal surfaces, provides superior bonding and enhances durability of top coat.

Coverage: Wood & Metal:

12.08 - 14.86 sq.mt./litre/coat

Dilution: 20% by volume with clean,
potable water for wood & metal
surfaces 50% by volume with clean,
potable water for masonry surfaces

Where to use: Wood, Wall and Metal



High Solid
Content



Low Odour



Low VOC



For All Surfaces



MULTI PURPOSE WALL SEALER

NIPPON PAINT MULTI PURPOSE WALL SEALER

is a water-based wall sealer specially formulated to provide excellent adhesion and wall sealing. This product is suitable for both interior and exterior, masonry and gypsum surfaces. It bonds well with cement and plastered surfaces, thus enhancing the life of the top coat. It has superior anti-algal and anti-fungal properties.

Coverage: 10.22 - 13.00 sq.mt./litre/coat

Dilution: 100% by volume with clean, potable water for
exterior 50% by volume with clean, potable water for interior

Where to use: Interior and Exterior Walls



Anti-algal



Ultra
Low VOC



Excellent
Coverage



High Solid
Content



High Emulsion
Content

PRIMERS / UNDERCOATS



DR. BOND

NIPPON PAINT DR. BOND efflorescence resistant sealer is a water-based penetrating sealer for concrete masonry and lime based surfaces. The product penetrates below the substrates surface and blocks lime from coming on to the surface.

Finish: 9.29 - 12.08 sq. m/ liter/Coat

Coverage: 50-60 sq ft/litre for 2 coats

Dilution: 100% by volume with clean, potable water

Where to use: Interior and Exterior Walls



Low VOC



Anti-efflorescence



Excellent Coverage



**LATEX
INTERIOR PRIMER**

NIPPON PAINT LATEX INTERIOR PRIMER

is water-based and is formulated to provide good adhesion to interior masonry and cement surfaces. It has good hiding properties and is easy to apply.

Coverage: 19.51 - 21.37 sq.mt./litre/1 coat

Dilution: 50% by volume with clean, potable water



Low VOC



Good Adhesion



Good Opacity



**LATEX
EXTERIOR PRIMER**

NIPPON PAINT LATEX EXTERIOR PRIMER

is water-based and is specially formulated for exterior cement, concrete and plastered surfaces. It's unique formula provides extra protection to the top coat. It is also algal and fungal resistant.

Coverage:

9.29 - 10.22 sq.mt./litre/1 coat

Dilution: 100% by volume with clean, potable water



Low VOC



Anti-fungal



Good Opacity



**ATOM
2-IN-1 PRIMER***

NIPPON PAINT ATOM 2-IN-1 PRIMER

is suitable for both interior as well as exterior, it provide good adhesion to concrete substrate and value for money.

Coverage: 16.72 -18.56 sq.mt./liter/1 coat

& 9.29 - 10.21 sq.mt./liter/2 coats

Dilution: Upto 100% by volume with clean, potable water for exteriors and

Upto 50% by volume with clean, potable water for interiors

Where to use: Interior and Exterior Walls



Low VOC



Good Adhesion



Good Opacity



2-in-1 Primer



MULTI-PURPOSE SOLVENT PRIMER

NIPPON PAINT MULTI-PURPOSE SOLVENT PRIMER is a solvent-based undercoat for different types of wood, POP, gypsum and cement surfaces.

Coverage: 12.08 - 14.86 sq.mt./litre

Dilution: Up to 10% by volume with mineral turpentine/general purpose thinner

Where to use: Wood and Metal



Lead-free



Good Opacity



WOOD PRIMER

NIPPON PAINT WOOD PRIMER is a alkyd-based undercoat with good adhesion and anti-fungal properties for different wooden surfaces.

Coverage: 12.08 - 14.86 sq.mt./litre

Dilution: Up to 10% by volume with mineral turpentine/general purpose thinner

Where to use: Wood



Lead-free



Good Opacity



RED OXIDE METAL PRIMER

NIPPON PAINT RED OXIDE METAL PRIMER is a specially formulated undercoat for metal surfaces. It has anti-corrosive properties and provides good adhesion to the top coat.

Coverage: 12.08 - 14.86 sq.mt./litre

Dilution: Up to 10% by volume with mineral turpentine/general purpose thinner

Where to use: Metal



Lead-free



Good Opacity



WALLTRON - CONSTRUCTION SOLUTIONS



HYDROSHIELD DAMPPROOF

NIPPON PAINT WALLTRON HYDROSHIELD DAMPPROOF is a fiber reinforced elastomeric coating used for waterproofing. It forms a thick elastic film which covers, cracks and blocks water, thus offering excellent waterproofing.

Where to use: Terrace, Exterior, Vertical and Horizontal

Application Type: With water

When to use: Prevention of Water Dampness in Exterior Heat Reduction



HYDROSHIELD DAMPSEAL

NIPPON PAINT WALLTRON HYDROSHIELD DAMPSEAL is a fibre reinforced elastomeric coating used as a waterproofing basecoat for vertical walls (waterproofing primer).

Where to use: Exterior and Vertical

Application Type: With water

When to use: Prevention of Water Dampness in Exterior, Vertical



HYDROSHIELD SEALER

NIPPON PAINT WALLTRON HYDROSHIELD SEALER is an acrylic based penetrating primer designed for fresh concrete surfaces or highly alkaline substrate. It resists efflorescence and provides excellent sealing.

Where to use: Terrace, Exterior and Vertical

Application Type: With water

When to use: Prevention and Resistance of Efflorescence and Surface Sealing



HYDROSHIELD EMULSION

NIPPON PAINT WALLTRON HYDROSHIELD EMULSION is a self cross-linking acrylic emulsion based coating. It is used as a waterproof and durable coating to protect exterior walls. It has excellent waterproofing, elasticity, breathability and crack bridging properties.

Where to use: Terrace, Exterior and Balconies

Application Type: Top Coat

When to use: Prevention and Resistance of Dirt Pick-up and Waterproofing Coating





CRACK FILL PASTE

NIPPON PAINT WALLTRON NSEAL CRACK FILL PASTE is composed of a high quality weather durable acrylic emulsion polymer, carefully selected fillers, fibers and additives for interior as well as exterior surfaces. It is an easy to apply, single pack, ready-to-use, water resistant, flexible material for filling cracks in plastered surfaces. It has excellent bonding, durability, and aesthetic appearance.

Where to use: Interior, Exterior, Horizontal and Vertical

Application Type: Direct application

When to use: Crack Filling upto 3-5mm Thickness

- Paste form, non sagging
- Flexibility
- Eco-friendly
- Paintability
- Non-staining
- Bonding
- Durability
- Non-toxic



KLEANWALL

NIPPON PAINT WALLTRON KLEANWALL is a fungicidal solution recommended for highly infested exterior walls.

Where to use: Interior and Exterior

Application Type: Direct application

When to use: Highly Infested Algae and Fungi Walls



Algal and Fungal Resistance



ENHANCER

NIPPON PAINT WALLTRON ENHANCER is a ready-to-use, high solid, high performance polymer based on acrylic co-polymer. It shows excellent waterproofing property when mixed with cement.

Where to use: Interior, Exterior,
Horizontal and Vertical

Application Type: With cement

When to use: Top Repair Work, Concrete Repair, Waterproofing Agent and Bonding Agent



Water Repellent



Excellent Adhesion



Extreme Durability



WALL+

NIPPON PAINT WALLTRON WALL+ is a ready-to-use, high performance SBR based latex.

Where to use: Interior, Exterior,
Horizontal and Vertical

Application Type: With cement

When to use: Repair Work, Concrete Repair, Waterproofing Agent, Bonding Agent and Prevents Cracking, Resistant to Abrasion



Excellent Adhesion



Water Repellent



Extreme Durability

WALLTRON - CONSTRUCTION SOLUTIONS



STYLFIX TILE GROUT

NIPPON PAINT WALLTRON STYLFIX TILE GROUT is a cement based, single component, polymer modified non-shrink tile grout for filling tile joints up to a width of 4mm. It has excellent water repelling, adhesion and workability properties.

Where to use: Interior and Exterior

Application Type: With water

When to use: Filling joints between two tiles



Excellent Adhesion



Water Resistant



CRACK FILL POWDER

NIPPON PAINT WALLTRON N-SEAL

is a cement-based, polymer rich powder mix, used to fill cracks of 3-5mm thickness on plaster surfaces.

Where to use: Interior, Exterior, Horizontal and Vertical

Application Type: With water

When to use: Crack filling upto 5mm thickness



Water Resistant



STYLFIX TA1

NIPPON PAINT WALLTRON STYLFIX TILE ADHESIVE TA1 is a single component Grey cement based polymer modified general purpose tile adhesive for fixing tiles in Interior/Exterior areas.

Where to use: Interior and Exterior

Application Type: With water

When to use: Pasting tiles horizontal

- Ease of Application
- Superior Durability
- Quick Curing
- Optimal Setting Time
- Superior Adhesion
- Can be used on new as well as old construction floors



STYLFIX TA2

NIPPON PAINT WALLTRON STYLFIX TILE ADHESIVE TA2

is a single component Grey cement based polymer modified general purpose tile adhesive for fixing tiles in Interior/Exterior areas. It can be used for tile on tile application for walls & floors.

Where to use: Interior and Exterior

Application Type: With water

When to use: Pasting tiles horizontal, vertical upto 6ft, tile on tile

- Ease of Application
- Superior Durability
- Quick Curing
- Optimal Setting Time
- Superior Adhesion
- Can be used on new as well as old construction floors



STYLFIX TA3

NIPPON PAINT WALLTRON STYLFIX TILE ADHESIVE TA3 is a single component cement-based polymer modified adhesive to enhance slip resistance and Open time for large format tiles. It is suitable for tiles like ceramic tiles, clay tiles, basalt tiles, vitrified tiles, glass mosaic tiles, porcelain tiles, and all natural stones for both Interior & Exterior Floors & walls like concrete and plaster.

Where to use: Interior and Exterior

Application Type: With water

When to use: Pasting tiles horizontal, vertical, tile on tile & heavy tiles

- Ease of Application
- Superior Durability
- Quick Curing
- Optimal Setting Time
- Superior Adhesion can be used in new as well as old construction for walls and floors.
- Available in Grey and White color



STYLFIX TA4

NIPPON PAINT WALLTRON STYLFIX TILE ADHESIVE TA4 is a single component cement-based polymer modified adhesive to enhance slip resistance and Open time for large format tiles. It is suitable for tiles like ceramic tiles, clay tiles, basalt tiles, vitrified tiles, glass mosaic tiles, porcelain tiles, dry wall substrates and all natural stones for both Interior & Exterior Floors & walls like concrete and plaster.

Where to use: Interior and Exterior

Application Type: With water

When to use: Pasting tiles horizontal, vertical upto, tile on tile, heavy tiles and natural stones.

- Ease of Application
- Superior Durability
- Quick Curing
- Extended open time
- Optimal Setting Time
- Superior Adhesion can be used in new as well as old construction for walls and floors.
- Available in Grey and White color



TILE CLEANER

NIPPON PAINT WALLTRON SPARKLE TILE CLEANER

is a cleaning agent which is designed to remove heavy duty cementitious and other stains from the tile surface. It does not affect on the original gloss of the Tile Surface.

Directions to Use:

- For Normal stains mix in 1:4 ratio with water.
- For toughest Stains use directly
- Removes Cement film, Hard water stains & Most Oxide Stains.
- Will not erode the smoothness of the tiles/Basins
- Gives enough Sparkle shine.
- Specially developed with detergent formulation.
- Fast action with quick results.



BITUCOAT

NIPPON PAINT WALLTRON BITUCOAT

Walltron Bitucoat is a water based, cold applied, black color emulsified protective coating. This is a ready to use bituminous liquid coating. It forms a black flexible waterproof protective film upon drying. It is a highly thixotropic emulsion which can be easily applied to any thickness by roller or brush.

- Waterproofing – High film build up provides excellent water resistance.
- Seamless – Can be applied to complex shapes to form a seamless and highly durable water proofing membrane.
- Adhesion – Adheres firmly to most building surfaces including concrete, brick etc. both horizontal and vertical surfaces.
- Water based – Easy cleaning of tools and brushes by water.
- Easy to apply – Suitable consistency for easy application by brush, roller, or squeegee.
- Environmental – Non-toxic, green product.



READY MIX PLASTER

NIPPON PAINT WALLTRON READY MIX PLASTER

is a polymer modified ready to use plaster which is designed to provide smooth finish on internal (Plastering) & external (Rendering) surface with stronger bond to substrate. Walltron Ready Mix Plaster gives strong adhesion on wall/ceiling with excellent water resistant, crack free workability's that will protect wall. Walltron Ready Mix Plaster is covering rough surface of wall, column, ceiling and other parts of the building with thin coat of mortars to form a smooth, hard and durable surface capable of protecting external surface against penetration of rain water and other atmospheric vagaries. It provides flat base for painting, minimize the inconvenience of maintenance and speed up the construction.

- Reduce rebounding loss
- Cracks free wall
- Providing high compressive strength
- Smooth Plastering
- Higher durable plaster
- Excellent Coverage



EPOXY TILE GROUT

NIPPON PAINT WALLTRON STYLFIX EPOXY GROUT

is specifically designed for use in applications of ceramic tiles, vitrified tiles and stones where staining is expected. It is a chemical resistant grout for heavy duty applications. It is recommended for areas where hygiene is of utmost importance.

- Stainfree
- Color fast
- Easy to install and clean
- Chemical and temperature resistance
- No cracking or powdering
- Water cleanable when fresh
- Available in range of attractive colors



FR-PUTTY

NIPPON PAINT WALLTRON FR-PUTTY is an efflorescence resistant, white cement-based, premium quality modified putty.

Where to use: Interior and Exterior

Application Type: With water

When to use: Prevention of raising dampness in interior, exterior and waterproofing putty



Water Repellent



Efflorescence Resistant



Exterior and Interior Surfaces



Smooth Finish



Excellent Coverage



BLOCK FIX

NIPPON PAINT WALLTRON BLOCK FIX is a polymerized cement-based mortar specially formulated for joining blocks. This mortar is specially designed and manufactured under stringent quality controls to give superior adhesive strength, higher durability and a strong bond between the blocks. This unique combination enables this mortar to be thinner, compact and versatile.

Where to use: Exterior, Interior, Vertical and Horizontal

Application Type: With water

When to use: Joining blocks

- Increasing Overall Masonry Strength & Load-bearing Capacity
- Providing High Compressive & Flexural Strength
- Superior Adhesive Strength
- Higher Durability
- Strong Bond Between the Blocks
- Easy to Apply & Gives Better Levelling
- Zero Wastage No Shrinkage Cracks No Curing Required
- Save Time
- Cost-effective



WP+

NIPPON PAINT WALLTRON WP+ is specially formulated using selected surface active plasticising agents, chemicals and additives for cement concrete, mortar and plasters. It makes concrete cohesive, prevents segregation and reduces water permeability.

Where to use: Exterior, Interior, Vertical, Horizontal

Application Type: With mixture of cement, aggregates and water

When to use: Prevention of water permeability

- Better compatibility
- Resists corrosion
- Permeability
- Shrinkage
- Workability
- Compressive strength



HYDROSHIELD DAMPSMART

NIPPON PAINT WALLTRON HYDROSHIELD DAMPSMART is a specially designed waterproof coating for damp surfaces which when cured forms a tough yet elastic film which covers cracks and blocks water. It is used for patch repair of internal, external walls and temporary patch repair of roofs.

Where to use: Exterior, Interior and Vertical

Application Type: Direct application

When to use: Prevention of water dampness in both interior and exterior

- Waterproofing
- Good Adhesion
- Crack Bridging
- Tintable in Pastel shades.
- Toughness and Elasticity
- User friendly
- Suitable for Interior and Exterior use

WALLTRON - CONSTRUCTION SOLUTIONS



HYDRO BLOCK 2K

NIPPON PAINT WALLTRON HYDRO BLOCK 2K

is a two component cementitious, flexible waterproofing coating. It is composed of best quality portland cement, properly selected and graded aggregates, additives and acrylic polymer as a binder. It is applied to waterproof and protect concrete structures.

Where to use: Interior and Inside of water tanks

Application Type: With water

When to use: Prevention of raising water dampness in interior, waterproofing in interior of water tanks

- Flexibility
- Waterproof
- Adhesion
- Crack bridging
- Efflorescence resistant
- Anti-carbonation
- Seamless coat
- Application - easy to apply



AQUASIL

NIPPON PAINT WALLTRON AQUASIL

is a water-based, high performance silicone clear, waterproofing compound. It has excellent hydrophobicity, so it does not allow water to penetrate the surface, while giving the product excellent permeability to aid evaporation of blocked moisture from inside.

Where to use: Exterior, Vertical and horizontal

Application Type: With water

When to use: Prevention of water penetration



Low VOC



Water Repellent



POUR N' SEAL

NIPPON PAINT WALLTRON POUR N SEAL

is a white turbid single component Water Based self-crosslinking Penetrating liquid works as waterproofing compound for making porous substrate watertight and act as sealer or primer for further waterproofing treatment. It has a self levelling and fast setting tendency, hence good for immediate treatment.

Where to use: exterior walls, concrete or plastered surface, terraces, parapet and balconies.

Application Type: No Dilution

When to use: It can be poured on the areas of terraces where in normal case waterproofing is difficult.

- It has excellent penetration power.
- Self-crosslinking, hence cure fast.
- Good Ultra Violet Resistance.
- Good Abrasion Resistance.



HYDRO EPOXY

NIPPON PAINT WALLTRON HYDRO-EPOXY

is a two pack, solvent free Water Compatible epoxy resin material consists of base and hardener. The mixed material upon curing forms non-toxic hygienic tough film which is compatible with potable water and food stuff contacts. It is available in white colour. It is supplied in pre-measured quantities.

Where to use: Cement-concrete water storage tanks

Application Type: No Dilution

When to use: Coating on walls of breweries & food processing industries.

As a primer before application of sterile coating in food & drug industries.

- Food grade & Hygienic - Suitability to potable water and food stuff storage.
- Compatible with all substrates - Can be applied directly on concrete.
- Corrosion resistant - Does not contain any metallic particles.
- Chemical resistant - Proven against a wide range of industrial chemicals.

Email: tu@nipponpaint.co.in | SMS NIPPON to 56070

Toll-free: 1800 425 3636 | www.nipponpaint.co.in

