



**NIPPON  
PAINT**

STYLE  
GUIDE 2020

THEIR FUTURE,

OUR PRESENT.







# PREDICTING THE FUTURE FROM THE PAST

Prophets. Visionaries. Wizards. They go by many names, but if there's one word to describe these individuals, it would be 'genius'. How else could Issac Asimov talk about our over reliance on computers in 1973? Or how could H.G. Wells have predicted the World Wide Web with such incredible detail? One could chalk it down to luck but perhaps the truth goes beyond human comprehension.

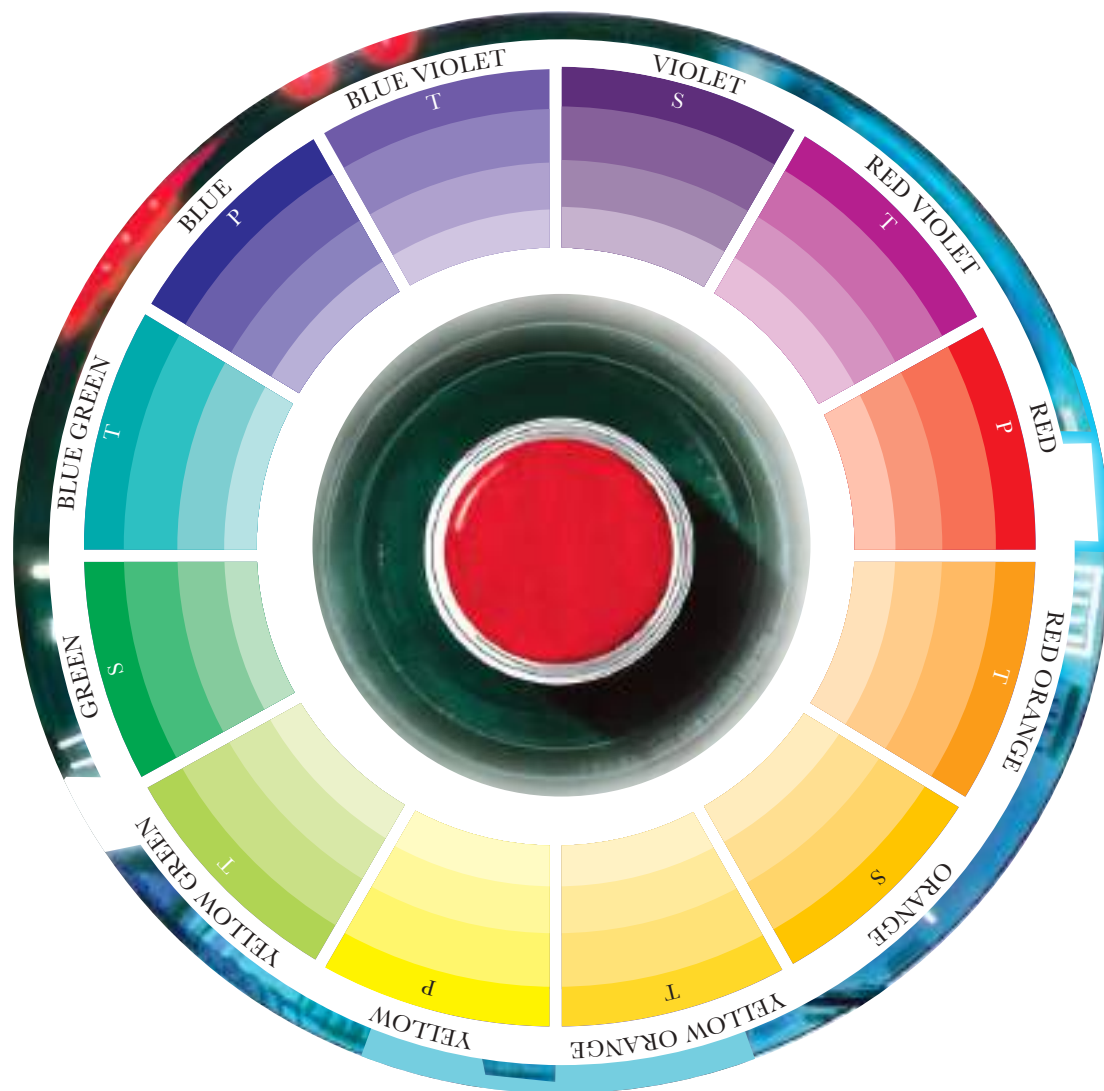


It is not the place of mere mortals to explore the thinking behind these great minds.  
So let's take a moment and appreciate these men for who they are and what they've done.  
Let us celebrate the power of their vision and how their words defined the future we live in today.  
More importantly, let's explore the colours their most famous predictions are associated with.



# COLOUR GUIDE

Although there are no hard and fast rules, there are certain colour combinations that are more appealing. Use the colour wheel to select an inspiration colour scheme that will look great in your home!



**PRIMARY COLOUR**  
red, blue, yellow

**SECONDARY COLOUR**  
violet, green, orange

**TERTIARY COLOUR**  
blue-green, blue-violet, red-violet, red-orange, yellow-orange, yellow-green

Hue	= colour	Tone	= colour + grey
Shade	= colour + black	Tint	= colour + white



## MONOCHROMATIC

Choose any shade, tint or tone of one colour. For example yellow-greens, to create a simple colour scheme based on the lighter or darker violations of yellow-greens. You could also add neutral colours such as white and grey for extra visual interest.



## ADJACENT

Mix either a primary or secondary colour with one or two tertiary colours. Choose two or three colours lying next to each other on the colour wheel, within a 90-degree angle. For example, combine reds with red-oranges and oranges.



## COMPLEMENTARY


Choose two colours that lie opposite each other on the colour wheel - such as purples and yellows - as the main colours in your colour scheme. The result could be a vivid combination, full of energy, depending on the strength of colour chosen.



## TRIADIC

Use three colours that are equidistant on the colour wheel, such as oranges, greens and violets. For best results, you should use one dominant colour and use the other two as subtle complementing colours.








# ISAAC ASIMOV

## OFF-WHITE BREAKTHROUGHS IN SCIENCE

His name is synonymous with sci-fi and popular science. Some of his works have been turned into genre-breaking movies. His views on AI, robotics and over reliance on computers have inspired many others to pursue similar topics, leading to technological breakthroughs. So, which colour comes to mind when we talk batteries and robots?

Well, grey would be one way to go.



Cotton Bud  
NP OW 1018 P

Victorian White  
NP OW 1024 P

Autumn White  
NP OW 1027 P

Penelope Pink  
NP OW 1038 P

Gossamer White  
NP OW 1015 P

White Lace  
NP OW 1004 P

Mobe Pearl  
NP OW 1008 P

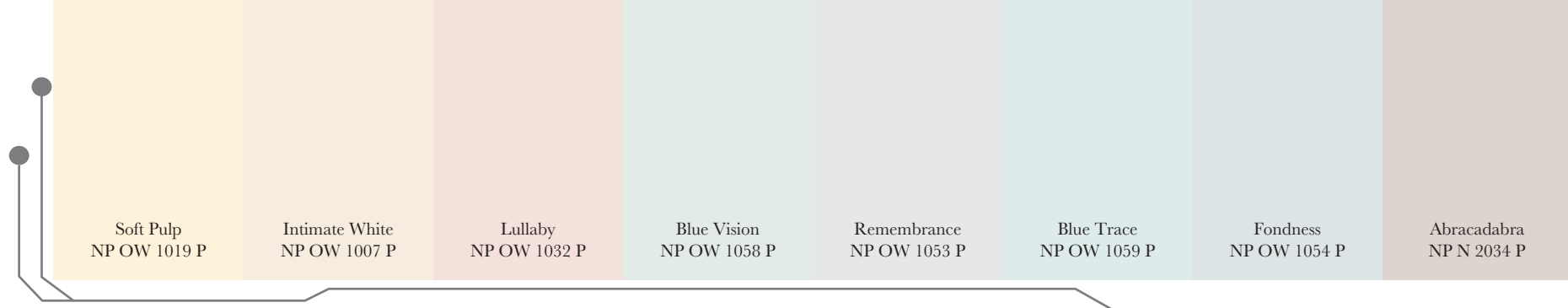
Snow White  
NP OW 1002 P



Intimate White  
NP OW 1007 P

Forever Young  
NP PB 1405 P





Blue Trace  
NP OW 1059 P

Blue Signature  
NP PB 1531 P


Cotton Bud  
NP OW 1018 P

Lemon White  
NP YO 1110 P




Mobe Pearl  
NP OW 1008 P

Blue Signature  
NP PB 1531 P



Lullaby  
NP OW 1032 P

Sarah's Sash  
NP R 1348 P



Gossamer White  
NP OW 1015 P

Natural Oak  
NP N 1871 T



Blue Vision  
NP OW 1058 P



Blue Scarf  
NP BGG 1586 P

Autumn White  
NP OW 1027 P



Pueblo Peach  
NP R 1362 P



White Lace  
NP OW 1004 P

Autumn Ashes  
NP N 1906 T



Penelope Pink  
NP OW 1038 P

Blusher  
NP R 1292 P

Daisy White  
NP OW 1014 P

Timid Pink  
NP OW 1026 P

Intimate White  
NP OW 1007 P

Creamy White  
NP OW 1016 P

Sun Glint  
NP OW 1013 P

Pink Cloud  
NP OW 1037 P

Restful  
NP OW 1042 P

Sweet Wreath  
NP OW 1041 P




Restful  
NP OW 1042 P

Pink Stockings  
NP R 1270 P

Blue Tip  
NP N 1969 T





Wafting Wave  
NP OW 1071 P

Jasmine Scent  
NP BGG 1643 P

Deepset Eyes  
NP BGG 1708 A

Brick Red\*  
645



Daisy White  
NP OW 1014 P

Morning Dawn  
NP YO 1139 P

Delta  
NP R 1384 T



Sweet Wreath  
NP OW 1041 P

Infant Smile  
NP R 1369 P

Mushroom Brown  
NP N 1882 T



Soft Creek  
NP OW 1062 P

Winning Streak  
NP BGG 1566 P

Blue Tip  
NP N 1969 T



Creamy White  
NP OW 1016 P

Wishing Well  
NP YO 1160 P

Remember Rose  
NP R 1345 D



Daisy White  
NP OW 1014 P

Buttermelt  
NP YO 1165 P

Copperleaf  
NP R 1364 T



Brick Red\*  
645

Orchid Garden  
NP OW 1048 P

Whispering White  
NP OW 1001 P

Burgundy  
NP R 1351 A



Carnival Red\*  
671



Sunrise\*  
860

Velvet Touch  
NP OW 1051 P

Spring Splash  
NP BGG 1601 P

Black Swan  
NP N 2044 A



Leather\*  
658

Velvet Touch  
NP OW 1051 P

Hardware Gray  
NP N 2031 D

White



# LEONARDO DA VINCI

BRIGHTER IMAGINATION  
FOR AN ORANGE TOMORROW

Da Vinci was perhaps best known for his paintings. But the Italian wizard also made a few predictions that came scarily true. From bridges and geometry to hydraulics and the human anatomy, Da Vinci showed us just why he was labelled 'The Renaissance Man'.









Daisy White  
NP OW 1014 P

Powder Yellow  
NP YO 1123 P

Daisy Petal  
NP YO 1124 P

Sunday Morning  
NP YO 1132 P

Lemon White  
NP YO 1110 P

Golden Yellow  
NP YO 1091 T

Sassy Yellow  
NP YO 1120 D

Jumping Jack  
NP YO 1163 D



Sunday Morning  
NP YO 1132 P

Prairie Peach  
NP YO 1230 P





Bare Blush  
NP OW 1023 P

Silent Bliss  
NP YO 1166 P

Warm Smile  
NP YO 1186 P

Wishing Well  
NP YO 1160 P

Baby Wishes  
NP YO 1189 P

Sun's Enchantment  
NP YO 1182 T

Orange Bedder  
NP YO 1198 D

Tiger Stripe  
NP YO 1232 A



Sun's Enchantment  
NP YO 1182 T

Azuki Coffee  
NP N 1862 A

Daisy Petal  
NP YO 1124 P

Sun's Enchantment  
NP YO 1182 T



Kiwi Squeeze  
NP BGG 1649 P

Jumping Jack  
NP YO 1163 D



Sunday Morning  
NP YO 1132 P

Orange Bedder  
NP YO 1198 D

Blue Vision  
NP OW 1058 P

Baby Wishes  
NP YO 1189 P



Sunday Morning  
NP YO 1132 P

Cerulean  
NP PB 1535 T



Sassy Yellow  
NP YO 1120 D

Camp Rock  
NP PB 1394 D



Orange Bedder  
NP YO 1198 D

Azuki Coffee  
NP N 1862 A



Daisy White  
NP OW 1014 P

Cerulean  
NP PB 1535 T

Whispering White  
NP OW 1001 P

Ixora  
NP YO 1095 P

Filtered Light  
NP YO 1130 P

Morning Dawn  
NP YO 1139 P

Yellow Pendant  
NP YO 1105 T

Crocus Yellow  
NP YO 1140 T

Buttercup Bouquet  
NP YO 1142 D

Deep Saffron  
NP AC 2051 A



Perk Me Up  
NP YO 1161 T

Orange Bedder  
NP YO 1198 D

Roxbury Brown  
NP N 1891 D

Sunrise\*  
860





Swanlike  
NP OW 1021 P

Silent Bliss  
NP YO 1166 P

Buttermelt  
NP YO 1165 P

Wishing Well  
NP YO 1160 P

Perk Me Up  
NP YO 1161 T

Sunshine Tea  
NP YO 1248 T

Orange Bedder  
NP YO 1198 D

Ripe Tomatoes  
NP AC 2067 A



Buttermelt  
NP YO 1165 P

Whispering White  
NP OW 1001 P

Copperleaf  
NP R 1364 T



Ixora  
NP YO 1095 P

Buttercup Bouquet  
NP YO 1142 D

Mushroom Brown  
NP N 1882 T



Silent Bliss  
NP YO 1166 P

Sunshine Tea  
NP YO 1248 T

Roxbury Brown  
NP N 1891 D



Filtered Light  
NP YO 1130 P

Aquarius Green  
NP BGG 1777 T

Baby Blue Towel  
NP N 1973 T



Basket Beige  
NP N 1879 P

Ripe Tomatoes  
NP AC 2067 A

Azuki Coffee  
NP N 1862 A





Wishing Well  
NP YO 1160 P

Deep Saffron  
NP AC 2051 A

Out To The Seas  
NP AC 2121 A

Brick Red\*  
645



Filtered Light  
NP YO 1130 P

Young Stalk  
NP BGG 1738 T

Azuki Coffee  
NP N 1862 A

Carnival Red\*  
671



Shadow Grey\*  
670



Instana  
Maroon\*  
657



Sunshine Tea  
NP YO 1248 T

Silent Bliss  
NP YO 1166 P

Pioneer Red  
NP R1352 D

Yellow Pendant  
NP YO 1105 T

Aquarius Green  
NP BGG 1777 T

Electrify  
NP AC 2097 A



# BENJAMIN FRANKLIN

## PAINTING THE STORM RED



Talk about lightning and electricity and the name 'Benjamin Franklin' usually pops up. His daring Red Kite Experiment in the middle of a storm proved that lightning was indeed electrical. It also proved that he was a man of unimaginable fortitude.













Pink Puff NP OW 1028 P	Sweet Dreams NP R 1257 P	Little Cupcakes NP YO 1222 P	Wishlist NP YO 1208 P	Prairie Peach NP YO 1230 P	Southwest Stone NP YO 1238 T	Pioneer Red NP R 1352 D	Burgundy NP R 1351 A
---------------------------	-----------------------------	---------------------------------	--------------------------	-------------------------------	---------------------------------	----------------------------	-------------------------



Corallina NP R 1262 T	Fashion Red NP R 1274 D
--------------------------	----------------------------

Lover's Hug  
NP R 1355 P

Koralle  
NP R 1261 D



Steel Pot  
NP N 2047 P

Pioneer Red  
NP R 1352 D



Little Cupcakes  
NP YO 1222 P

Southwest Stone  
NP YO 1238 T




White Lace  
NP OW 1004 P

Prairie Peach  
NP YO 1230 P





Corallina  
NP R 1262 T

Spring Splash  
NP BGG 1601 P




Pueblo Peach  
NP R 1362 P

Single Blade  
NP BGG 1791 T



Lover's Hug  
NP R 1355 P

Pool Party  
NP BGG 1600 P

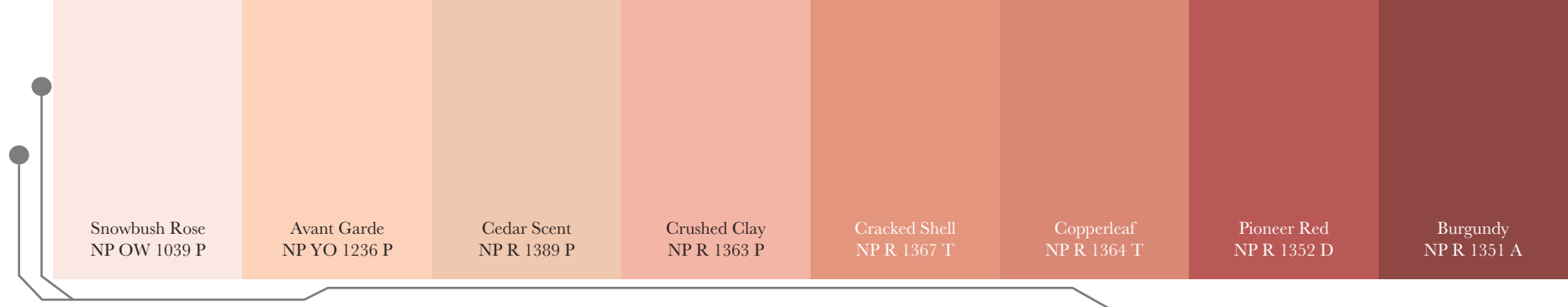


Prairie Peach  
NP YO 1230 P

Sweethearts  
NP R 1293 P









Infant Smile  
NP R 1369 P

Fire Princess  
NP R 1268 D

Pioneer Red  
NP R 1352 D

Sunrise\*  
860



Brick Red\*  
645



Lullaby  
NP OW 1032 P

Crushed Clay  
NP R 1363 P

Pioneer Red  
NP R 1352 D

Lover's Hug  
NP R 1355 P

Buttercup Bouquet  
NP YO 1142 D

Sashay Red  
NP R 1260 A

Carnival Red\*  
671



Leather\*  
658



Wishing Well  
NP YO 1160 P

Copperleaf  
NP R 1364 T

Burgundy  
NP R 1351 A



Lover's Hug  
NP R 1355 P

Perk Me Up  
NP YO 1161 T

Azuki Coffee  
NP N 1862 A

Brick Red\*  
645



Avant Garde  
NP YO 1236 P

Bubbly Smile  
NP YO 1224 T

Burgundy  
NP R 1351 A

Leather\*  
658



Shadow Grey\*  
670



Buttermelt  
NP YO 1165 P

Cracked Shell  
NP R 1367 T

Gretel's Guess  
NP BGG 1618 D

Instana  
Maroon\*  
657



Snowbush Rose  
NP OW 1039 P

Blue Tip  
NP N 1969 T

Black Swan  
NP N 2044 A







# NIKOLA TESLA

## THE POWER OF PURPLE

Known for his high frequency power experiments, Nikola Tesla's work has been immortalized through journals, books and even movies. But even more impressive than his alternating current induction motor are his predictions about self-driving cars, smartphones, autopilot, Tower of Power, and his purple light emitting death rays. These snapshots of the future defined the man just as much as his inventions.



Angelic Pink  
NP OW 1029 P

Sweet Deal  
NP R 1306 P

Blusher  
NP R 1292 P

Sweethearts  
NP R 1293 P

Alba Rose  
NP R 1297 T

Bubblegum Pink  
NP R 1294 T

Zinnia Scarlet  
NP R 1282 D


Fascination  
NP R 1295 A



Angelic Pink  
NP OW 1029 P

Plum Sparkle  
NP PB 1416 T





Bubblegum Pink  
NP R 1294 T

Turkish Tile  
NP BGG 1590 D

Sweethearts  
NP R 1293 P

Zinnia Scarlet  
NP R 1282 D



Daisy White  
NP OW 1014 P

Blusher  
NP R 1292 P



Light Year  
NP PB 1418 P

Sweethearts  
NP R 1293 P



Warm Smile  
NP YO 1186 P

Camp Rock  
NP PB 1394 D



Blusher  
NP R 1292 P



Burgundy  
NP R 1351 A

Camp Rock  
NP PB 1394 D



Kiwi  
NP BGG 1653 D



Light Year  
NP PB 1418 P

Lime Freeze  
NP BGG 1658 T



Plum Sparkle  
NP PB 1416 T

Sassy Yellow  
NP YO 1120 D

Penelope Pink  
NP OW 1038 P

Privacy Pink  
NP R 1334 P

Pink Stockings  
NP R 1270 P

Zinnia Scent  
NP R 1284 P

Flower Girl  
NP R 1269 T

Miniature Rose  
NP R 1343 T

Remember Rose  
NP R 1345 D

Fast Car  
NP AC 2076 A



Forever Young  
NP PB 1405 P

Harvest Dance  
NP PB 1443 D

Ripe Tomatoes  
NP AC 2067 A





Light Laurels  
NP OW 1043 P

Soft Melody  
NP PB 1439 P

Blusher  
NP R 1292 P

Forever Young  
NP PB 1405 P

Light Alcove  
NP PB 1451 P

Purple Lights  
NP PB 1448 T

Harvest Dance  
NP PB 1443 D

Red Purple  
NP PB 1407 A



Privacy Pink  
NP R 1334 P

Light Alcove  
NP PB 1451 P

White



Daisy White  
NP OW 1014 P

Zinnia Scent  
NP R 1284 P

Remember Rose  
NP R 1345 D



Pink Stockings  
NP R 1270 P

Morning Dawn  
NP YO 1139 P

Fire Princess  
NP R 1268 D



Wishing Well  
NP YO 1160 P

Harvest Dance  
NP PB 1443 D

Burgundy  
NP R 1351 A



Soft Melody  
NP PB 1439 P

Purple Lights  
NP PB 1448 T

Red Purple  
NP PB 1407 A





Jasmine Scent  
NP BGG 1643 P

Red Purple  
NP PB 1407 A

Raging Waters  
NP BGG 1603 A



Light Alcove  
NP PB 1451 P

Blue Trace  
NP OW 1059 P

White

Ixora  
NP YO 1095 P

Fast Car  
NP AC 2076 A

White



Light Laurels  
NP OW 1043 P

Suede Shoes  
NP N 1958 P

Burgundy  
NP R 1351 A



# JULES VERNE

## 20,000 SHADES OF BLUE UNDER THE SEA

A true genius, Jules Verne predicted the future as he envisioned it. His stories weren't just tales of fiction, but pictures of a hi-tech future that was way ahead of his time. From submarines to video conferencing, the moon landing, holograms and modern cities, Jules predicted them all.







Soft Tendrils  
NP OW 1055 P

Blue Wool  
NP BGG 1572 P

Lite Up  
NP PB 1544 P

Blue Signature  
NP PB 1531 P

Sky Blue  
NP PB 1532 P

Cerulean  
NP PB 1535 T

Founder Blue  
NP PB 1527 D



Liberty Blue  
NP PB 1533 A



Smooth Way  
NP BGG 1592 P

Silent Bliss  
NP YO 1166 P





Blue Signature  
NP PB 1531 P

Founder Blue  
NP PB 1527 D



Sunday Morning  
NP YO 1132 P

Cerulean  
NP PB 1535 T



Baby Wishes  
NP YO 1189 P

Turkish Tile  
NP BGG 1590 D



Pool Party  
NP BGG 1600 P

Set Sail  
NP BGG 1595 T



Blue Signature  
NP PB 1531 P

Copper Bell  
NP R 1387 D



Blue Wool  
NP BGG 1572 P

Koralle  
NP R 1261 D



Spring Splash  
NP BGG 1601 P

Single Blade  
NP BGG 1791 T



Spring Splash  
NP BGG 1601 P

Turkish Tile  
NP BGG 1590 D



Laid Back  
NP OW 1056 P

Blue Instinct  
NP BGG 1571 P

Lite Up  
NP PB 1544 P

Winning Streak  
NP BGG 1566 P

Boyish Grin  
NP PB 1539 T

Blue Emotion  
NP PB 1518 T

True Blue  
NP PB 1534 D

Electrify  
NP AC 2097 A



Blue Trace  
NP OW 1059 P

Summer Ice  
NP PB 1558 P

Baby Blue Towel  
NP N 1973 T







Blue Instinct  
NP BGG 1571 P

True Blue  
NP PB 1534 D

White

Brick Red\*  
645



Silent Bliss  
NP YO 1166 P

Green Campus  
NP BGG 1609 T

Hardware Gray  
NP N 2031 D

Leather\*  
658



Shadow Grey\*  
670



White

Electrify  
NP AC 2097 A

Sashay Red  
NP R 1260 A

Instana  
Maroon\*  
657



Buttermelt  
NP YO 1165 P

Green Campus  
NP BGG 1609 T

Raging Waters  
NP BGG 1603 A



Laid Back  
NP OW 1056 P

Navajo Turquoise  
NP BGG 1589 A

Pioneer Red  
NP R 1352 D



Basic Blue  
NP BGG 1580 P

Blue Emotion  
NP PB 1518 T

White



Velvet Touch  
NP OW 1051 P

Boyish Grin  
NP PB 1539 T

Hardware Gray  
NP N 2031 D



Blue Trace  
NP OW 1059 P

Wishing Well  
NP YO 1160 P

Baby Blue Towel  
NP N 1973 T



# ADA LOVELACE

## BINARY GREEN

It might come as a surprise to you that somebody could grasp the workings of a computer way back in 1843, but that's exactly what Ada Lovelace did. That wasn't it, she even predicted that machines like the Analytical Engine could be used to compose music and produce graphics. Talk about a long-term vision.









Clear Day  
NP OW 1072 P

Floating Leaves  
NP BGG 1656 P

Kiwi Squeeze  
NP BGG 1649 P

Young Tea Leaves  
NP BGG 1642 P

Lime Freeze  
NP BGG 1658 T

Kiwi  
NP BGG 1653 D

Going Green  
NP BGG 1631 A

Green Abyss  
NP BGG 1799 A



Kiwi Squeeze  
NP BGG 1649 P

Kiwi  
NP BGG 1653 D



Evening Breeze  
NP OW 1079 P

Neverland  
NP BGG 1775 P

Fern Tip  
NP BGG 1684 P

Delicate Spikes  
NP BGG 1690 P

Little Isle  
NP BGG 1728 T

Single Blade  
NP BGG 1791 T

Green Mile  
NP BGG 1737 D

Esparina  
NP BGG 1750 A



Fern Tip  
NP BGG 1684 P

Going Green  
NP BGG 1631 A

Neverland  
NP BGG 1775 P

Single Blade  
NP BGG 1791 T



Fern Tip  
NP BGG 1684 P

Green Mile  
NP BGG 1737 D



Little Isle  
NP BGG 1728 T

Sassy Yellow  
NP YO 1120 D



Lime Freeze  
NP BGG 1658 T

Going Green  
NP BGG 1631 A



Lemon White  
NP YO 1110 P

Green Mile  
NP BGG 1737 D



Lime Freeze  
NP BGG 1658 T

Copper Bell  
NP R 1387 D



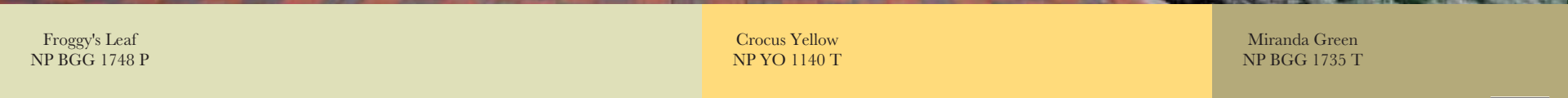
Kiwi  
NP BGG 1653 D

Bubblegum Pink  
NP R 1294 T



Green Mile  
NP BGG 1737 D

Founder Blue  
NP PB 1527 D







Green Draft  
NP BGG 1628 P

Gretel's Guess  
NP BGG 1618 D

Out To The Seas  
NP AC 2121 A

Tumbling Water  
NP OW 1076 P

Green Highlands  
NP BGG 1641 P

Gretel's Guess  
NP BGG 1618 D



Ixora  
NP YO 1095 P

Green Mile  
NP BGG 1737 D

Deepset Eyes  
NP BGG 1708 A



Froggy's Leaf  
NP BGG 1748 P

Yellow Pendant  
NP YO 1105 T

Green Mile  
NP BGG 1737 D



Jasmine Scent  
NP BGG 1643 P

Aquarius Green  
NP BGG 1777 T

Out To The Seas  
NP AC 2121 A



Dry Bamboo  
NP BGG 1693 T

Green Mile  
NP BGG 1737 D

Azuki Coffee  
NP N 1862 A

Brick Red\*  
645



Jasmine Scent  
NP BGG 1643 P

Buttermilk  
NP YO 1165 P

Burgundy  
NP R 1351 A

Leather\*  
658



Sunrise\*  
860



Intimate White  
NP OW 1007 P

Deepset Eyes  
NP BGG 1708 A

Burgundy  
NP R 1351 A

Carnival Red\*  
671



Light Laurels  
NP OW 1043 P

Out To The Seas  
NP AC 2121 A

White









# ARTHUR C. CLARKE

## NEUTRAL SPACE

How often do we get a scenario where science fiction turns into science? That's exactly what happened with Arthur C. Clarke's 2001: A Space Odyssey. Mr. Clarke was a lifelong proponent of space travel, and in 1945, he proposed a satellite communication system that used geostationary orbits. This is the concept that is used by communication satellites today.

Little Angel  
NP N 1824 P

Almond Chip  
NP N 1831 P

Drifting By  
NP N 1838 P

Butter Toast  
NP N 1844 P

Tavern Buff  
NP N 1867 P

Natural Oak  
NP N 1871 T

Copper Bell  
NP R 1387 D


Azuki Coffee  
NP N 1862 A



Autumn Ashes  
NP N 1906 T

Trojan Gray  
NP N 1996 D





Cool Drift  
NP OW 1064 P

Cloud Formation  
NP N 1971 P

Steel Pot  
NP N 2047 P

Youthful Grace  
NP N 1923 P

Dormant Gray  
NP N 2043 T

Autumn Ashes  
NP N 1906 T

Trojan Gray  
NP N 1996 D

Puritan Black  
NP N 1982 D



Steel Pot  
NP N 2047 P

Copper Bell  
NP R 1387 D

Natural Oak  
NP N 1871 T

Copper Bell  
NP R 1387 D



Autumn Ashes  
NP N 1906 T

Trojan Gray  
NP N 1996 D



Warm Smile  
NP YO 1186 P

Youthful Grace  
NP N 1923 P



Cotton Bud  
NP OW 1018 P

Tavern Buff  
NP N 1867 P



Dormant Gray  
NP N 2043 T

Orange Bedder  
NP YO 1198 D



Youthful Grace  
NP N 1923 P

Lite Up  
NP PB 1544 P



Natural Oak  
NP N 1871 T

Lite Up  
NP PB 1544 P



Azuki Coffee  
NP N 1862 A

Spring Splash  
NP BGG 1601 P

Orchid Scent  
NP OW 1047 P

Nature Walk  
NP N 1880 P

Basket Beige  
NP N 1879 P

Bradford Beige  
NP N 1887 P

Delta  
NP R 1384 T

Mushroom Brown  
NP N 1882 T

Roxbury Brown  
NP N 1891 D

Azuki Coffee  
NP N 1862 A




Basket Beige  
NP N 1879 P

Delta  
NP R 1384 T

Mushroom Brown  
NP N 1882 T

Shadow Grey\*  
670





Nature Walk  
NP N 1880 P

Mushroom Brown  
NP N 1882 T

Roxbury Brown  
NP N 1891 D



Blue Cradle  
NP N 1964 P

Filtered Light  
NP YO 1130 P

Blue Tip  
NP N 1969 T



Bradford Beige  
NP N 1887 P

Yellow Pendant  
NP YO 1105 T

Roxbury Brown  
NP N 1891 D



Genteel  
NP OW 1088 P

True Blue  
NP PB 1534 D

Baby Blue Towel  
NP N 1973 T



Hardware Gray  
NP N 2031 D

Lite Up  
NP PB 1544 P

Roxbury Brown  
NP N 1891 D



Mushroom Brown  
NP N 1882 T

Pioneer Red  
NP R 1352 D

White



Suede Shoes  
NP N 1958 P

Cracked Shell  
NP R 1367 T

Burgundy  
NP R 1351 A



Orchid Scent  
NP OW 1047 P

Avant Garde  
NP YO 1236 P

Cracked Shell  
NP R 1367 T







# HI-TECH, FUN AND FUTURISTIC

While the bobbies are dynamic and fun-loving, they are also the embodiment of 'hi-tech'. They use hovercrafts, futuristic shields and ultra-performance vacuums as part of their daily routines. Nippon Paint makes use of a lot of innovations, too. The company's cutting-edge products and practices and green initiatives are way ahead of the curve. In fact, the Nippon Paint plant in Chennai is the first factory in India to achieve Green Pro and Green Co certifications.

Nippon Paint's innovations include Silicon Lamination Technology which protects homes from extreme weather conditions. The revolutionary Odour~less Aircare contains Active Carbon Technology which converts formaldehyde into water vapour, purifying the air. The product range also has anti-bacterial properties and Silver Ion Technology which ups the safety factor of the paint.



# INTERIOR COLOUR GROUPS

## OFF-WHITE

	
Cotton Bud NP OW 1018 P	Soft Pulp NP OW 1019 P
	
Victorian White NP OW 1024 P	Intimate White NP OW 1007 P
	
Autumn White NP OW 1027 P	Lullaby NP OW 1032 P
	
Penelope Pink NP OW 1038 P	Blue Vision NP OW 1058 P
	
Gossamer White NP OW 1015 P	Remembrance NP OW 1053 P
	
White Lace NP OW 1004 P	Blue Trace NP OW 1059 P
	
Mobe Pearl NP OW 1008 P	Fondness NP OW 1054 P
	
Snow White NP OW 1002 P	Abracadabra NP N 2034 P

## YELLOW & ORANGE

	
Daisy White NP OW 1014 P	Bare Blush NP OW 1023 P
	
Powder Yellow NP YO 1123 P	Silent Bliss NP YO 1166 P
	
Daisy Petal NP YO 1124 P	Warm Smile NP YO 1186 P
	
Sunday Morning NP YO 1132 P	Wishing Well NP YO 1160 P
	
Lemon White NP YO 1110 P	Baby Wishes NP YO 1189 P
	
Golden Yellow NP YO 1091 T	Sun's Enchantment NP YO 1182 T
	
Sassy Yellow NP YO 1120 D	Orange Bedder NP YO 1198 D
	
Jumping Jack NP YO 1163 D	Tiger Stripe NP YO 1232 A

## RED & PEACH

	
Felicia Rose NP OW 1040 P	Pink Puff NP OW 1028 P
	
Delicate Peach NP YO 1243 P	Sweet Dreams NP R 1257 P
	
Lover's Hug NP R 1355 P	Little Cupcakes NP YO 1222 P
	
Sarah's Sash NP R 1348 P	Wishlist NP YO 1208 P
	
Pueblo Peach NP R 1362 P	Prairie Peach NP YO 1230 P
	
Corallina NP R 1262 T	Southwest Stone NP YO 1238 T
	
Koralle NP R 1261 D	Pioneer Red NP R 1352 D
	
Fashion Red NP R 1274 A	Burgundy NP R 1351 A

## PINK & PURPLE


Angelic Pink NP OW 1029 P

Sweet Deal NP R 1306 P

Blusher NP R 1292 P

Sweethearts NP R 1293 P

Alba Rose NP R 1297 T


Bubblegum Pink NP R 1294 T

Zinnia Scarlet NP R 1282 D


Fascination NP R 1295 A




PINK & PURPLE




Soft Marion  
NP OW 1045 P



Light Year  
NP PB 1418 P



Demure  
NP PB 1453 P



Snowbell  
NP PB 1425 P



Forever Young  
NP PB 1405 P



Plum Sparkle  
NP PB 1416 T




Camp Rock  
NP PB 1394 D




Red Purple  
NP PB 1407 A


BLUE



Soft Tendrils  
NP OW 1055 P



Blue Wool  
NP BGG 1572 P



Lite Up  
NP PB 1544 P



Blue Signature  
NP PB 1531 P



Sky Blue  
NP PB 1532 P




Cerulean  
NP PB 1535 T




Founder Blue  
NP PB 1527 D



Liberty Blue  
NP PB 1533 A



Mint Scent  
NP OW 1066 P



Pool Party  
NP BGG 1600 P



Blue Scarf  
NP BGG 1586 P



Spring Splash  
NP BGG 1601 P



Smooth Way  
NP BGG 1592 P



Set Sail  
NP BGG 1595 T




Turkish Tile  
NP BGG 1590 D




Blue Jewel  
NP BGG 1575 A


YELLOW GREEN




Clear Day  
NP OW 1072 P



Floating Leaves  
NP BGG 1656 P



Kiwi Squeeze  
NP BGG 1649 P



Young Tea Leaves  
NP BGG 1642 P



Lime Freeze  
NP BGG 1658 T




Kiwi  
NP BGG 1653 D



Going Green  
NP BGG 1631 A




Green Abyss  
NP BGG 1799 A




Evening Breeze  
NP OW 1079 P



Neverland  
NP BGG 1775 P



Fern Tip  
NP BGG 1684 P



Delicate Spikes  
NP BGG 1690 P



Little Isle  
NP BGG 1728 T



Single Blade  
NP BGG 1791 T




Green Mile  
NP BGG 1737 D




Esparina  
NP BGG 1750 A

NEUTRAL



Little Angel  
NP N 1824 P



Almond Chip  
NP N 1831 P




Drifting By  
NP N 1838 P



Butter Toast  
NP N 1844 P



Tavern Buff  
NP N 1867 P




Natural Oak  
NP N 1871 T




Copper Bell  
NP R 1387 D



Azuki Coffee  
NP N 1862 A



Cool Drift  
NP OW 1064 P



Cloud Formation  
NP N 1971 P



Steel Pot  
NP N 2047 P



Youthful Grace  
NP N 1923 P



Dormant Gray  
NP N 2043 T



Autumn Ashes  
NP N 1906 T



Trojan Gray  
NP N 1996 D















Puritan Black  
NP N 1982 D

# EXTERIOR COLOUR GROUPS






## OFF-WHITE

	
Daisy White NP OW 1014 P	Slight Wift NP OW 1069 P
	
Timid Pink NP OW 1026 P	Wafting Wave NP OW 1071 P
	
Intimate White NP OW 1007 P	White Lilac NP OW 1050 P
	
Creamy White NP OW 1016 P	Fondness NP OW 1054 P
	
Sun Glint NP OW 1013 P	Soft Creek NP OW 1062 P
	
Pink Cloud NP OW 1037 P	Wisteria White NP OW 1046 P
	
Restful NP OW 1042 P	Orchid Garden NP OW 1048 P
	
Sweet Wreath NP OW 1041 P	Velvet Touch NP OW 1051 P

## YELLOW & ORANGE

	
Whispering White NP OW 1001 P	Swanlike NP OW 1021 P
	
Ixora NP YO 1095 P	Silent Bliss NP YO 1166 P
	
Filtered Light NP YO 1130 P	Buttermelt NP YO 1165 P
	
Morning Dawn NP YO 1139 P	Wishing Well NP YO 1160 P
	
Yellow Pendant NP YO 1105 T	Perk Me Up NP YO 1161 T
	
Crocus Yellow NP YO 1140 T	Sunshine Tea NP YO 1248 T
	
Buttercup Bouquet NP YO 1142 D	Orange Bedder NP YO 1198 D
	
Deep Saffron NP AC 2051 A	Ripe Tomatoes NP AC 2067 A

## RED & PEACH

	
Lullaby NP OW 1032 P	Snowbush Rose NP OW 1039 P
	
Sweet Dreams NP R 1257 P	Avant Garde NP YO 1236 P
	
Lover's Hug NP R 1355 P	Cedar Scent NP R 1389 P
	
Infant Smile NP R 1369 P	Crushed Clay NP R 1363 P
	
Salmon Bisque NP R 1356 P	Cracked Shell NP R 1367 T
	
Bubbly Smile NP YO 1224 T	Copperleaf NP R 1364 T
	
Fire Princess NP R 1268 D	Pioneer Red NP R 1352 D
	
Sashay Red NP R 1260 A	Burgundy NP R 1351 A

## PINK & PURPLE


Penelope Pink NP OW 1038 P

Privacy Pink NP R 1334 P

Pink Stockings NP R 1270 P

Zinnia Scent NP R 1284 P

Flower Girl NP R 1269 T


Miniature Rose NP R 1343 T

Remember Rose NP R 1345 D


Fast Car NP AC 2076 A




PINK & PURPLE



Light Laurels  
NP OW 1043 P



Soft Melody  
NP PB 1439 P



Blusher  
NP R 1292 P



Forever Young  
NP PB 1405 P



Light Alcove  
NP PB 1451 P



Purple Lights  
NP PB 1448 T




Harvest Dance  
NP PB 1443 D




Red Purple  
NP PB 1407 A


BLUE GREEN



Laid Back  
NP OW 1056 P



Blue Instinct  
NP BGG 1571 P



Lite Up  
NP PB 1544 P



Winning Streak  
NP BGG 1566 P



Boyish Grin  
NP PB 1539 T




Blue Emotion  
NP PB 1518 T




True Blue  
NP PB 1534 D



Electrify  
NP AC 2097 A



Blue Trace  
NP OW 1059 P



Seaside Lodge  
NP BGG 1599 P



Summer Ice  
NP PB 1558 P




Basic Blue  
NP BGG 1580 P



Greenacle  
NP BGG 1591 P



Green Campus  
NP BGG 1609 T



Raging Waters  
NP BGG 1603 A




Navajo Turquoise  
NP BGG 1589 A


YELLOW GREEN



Tumbling Water  
NP OW 1076 P



Green Draft  
NP BGG 1628 P



Jasmine Scent  
NP BGG 1643 P




Green Highlands  
NP BGG 1641 P



Aquarius Green  
NP BGG 1777 T




Spun Green  
NP BGG 1623 T



Gretel's Guess  
NP BGG 1618 D



Out To The Seas  
NP AC 2121 A



Clover Petal  
NP OW 1075 P



Froggy's Leaf  
NP BGG 1748 P



Crushed Moss  
NP BGG 1725 P



Dry Bamboo  
NP BGG 1693 T



Young Stalk  
NP BGG 1738 T



Miranda Green  
NP BGG 1735 T




Green Mile  
NP BGG 1737 D



Deepset Eyes  
NP BGG 1708 A

NEUTRAL



Orchid Scent  
NP OW 1047 P



Nature Walk  
NP N 1880 P



Basket Beige  
NP N 1879 P



Bradford Beige  
NP N 1887 P



Delta  
NP R 1384 T




Mushroom Brown  
NP N 1882 T




Roxbury Brown  
NP N 1891 D



Azuki Coffee  
NP N 1862 A




Genteel  
NP OW 1088 P



Blue Cradle  
NP N 1964 P



Gray Suit  
NP N 2027 P



Suede Shoes  
NP N 1958 P



Blue Tip  
NP N 1969 T



Baby Blue Towel  
NP N 1973 T



Hardware Gray  
NP N 2031 D



Black Swan  
NP N 2044 A

# GO GREEN

Going Green - the mantra of the moment. At Nippon Paint, we realise that a better world with lesser pollution is prime responsibility, which is why we use only eco-friendly methods that do not harm the environment.

The consistent efforts towards eco-sensitivity have earned Nippon Paint several awards like the Green Pro and Green Co certifications from the CII. The certification encourages manufacturers to implement green measures in all areas like product design, sourcing raw materials, manufacturing processes and recycling. Nippon Paint continues to strive for a better and greener tomorrow with innovative products that aim to be sensitive to the environment in every way.

There's a lot more to picking out paint than just colour. The kind of paint you choose should ideally depend on the environmental conditions around your home. Nippon Paint offers you products that have Solar Reflect Technology, Formaldehyde Abatement, Heat Resistance, Water Resistance, Anti-fungal properties, Near Zero VOC and Odourless properties that ensure your home is well protected.







# EXTERIOR PRODUCTS

## WEATHERBOND PRO



NIPPON PAINT  
WEATHERBOND PRO is a high performance, pure acrylic exterior painting system which offers outstanding protection for exterior surfaces. The product also offers unique protection against water, algal attack, dust pick-up, hairline crack bridging, efflorescence and extreme weathering. Weatherbond PRO system provides effective waterproofing and anti-carbonation properties.



## WEATHERBOND ADVANCE



NIPPON PAINT  
WEATHERBOND ADVANCE is an all weather protection exterior paint which possesses a unique lamination technology with silicone, providing twice the toughness and durability resulting in supreme protection against harsh weather conditions. It provides excellent resistance to flaking, efflorescence and alkali. It has ultra low VOC ensuring a safe environment.



## DURAFRESH SOLO




NIPPON PAINT  
DURAFRESH SOLO is a specially formulated self priming exterior emulsion paint having systematic UV crosslinking mechanism, exhibiting excellent balance of flexibility and dirt pick-up resistance. Its heat ban technology reduces surface temperature by up to 7°C. It imparts a rich sheen finish and has anti-algal resistance to keep your walls fresh for longer time.



## SUMO XTRA



NIPPON PAINT  
SUMO XTRA is a specially formulated water-based emulsion with colour-lock technology which ensures that the colour stays bright and clean. Its unique water resistant property keeps your exterior walls protected and beautiful for long.



Bases	White, Base 4, Base 2, Base 1	White, Base 4, Base 3, Base 2, Base 1, RO, YO, OR & OY	White, Base 4, Base 3, Base 2, Base 1, Organic Yellow Base, Organic Red Base, Red Oxide Base & Yellow Oxide Base	White, Base 4, Base 3, Base 2, Base 1, RO, YO, OR & OY
Colour Range	Please refer the Nippon Paint Fandeck	Please refer the Nippon Paint Fandeck	Please refer the Nippon Paint Fandeck	Please refer the Nippon Paint Fandeck
Finish	Sheen	Sheen	Sheen	Smooth sheen
Drying Time	30 minutes	30 minutes	30 minutes	30 minutes
Recoating Interval	4-6 hours	4-6 hours	4-6 hours	4-6 hours
*Coverage	Emulsion: 55-65 sq ft/litre for 2 coats Base coat: 30-35 sq ft/litre per coat	110-130 sq ft/litre/coat	100-120 sq ft/litre/coat & 50-60 sq ft/litre/2 coats	110-130 sq ft/litre/coat & 55-65 sq ft/litre/2 coats
Dilution	20% by volume with clean, potable water	40-50% by volume with clean, potable water	Self Priming 1 <sup>st</sup> Coat 50% by volume with clean, potable water, 2 <sup>nd</sup> Coat upto 10% by volume with clean, potable water	40-50% by volume with clean, potable water
Pack Sizes	1L, 4L, 10L & 20L	1L, 4L, 10L & 20L	1L, 4L, 10L & 20L	200ML, 1L, 4L, 10L & 20L

\*Actual coverage is dependent on the substrate condition  
\*Warranty – to refer warranty card. Terms & Conditions applicable



# ROOF EMULSION

## SAMURAI



NIPPON PAINT  
SAMURAI is a specially formulated water-based acrylic emulsion paint ideally suited for dry and moderately humid climatic conditions. It is anti-peel, anti-algal and resists fading. It is durable and offers good hiding and spreading.



## SHOGUN



NIPPON PAINT  
SHOGUN is a specially formulated acrylic modified based exterior emulsion paint suitable for dry and less humid weather conditions. Its superior ingredients ensure that the exterior wall is protected from algal and fungal attack hence keeping it spotless for long.



## FLOOR GUARD



NIPPON PAINT  
FLOOR GUARD is a superior quality paint, which is specifically developed to provide a hard, durable adhesion. It acts as an acrylic emulsion coating for cement and paver blocks. It has excellent alkali resistance properties, and provides protection against weathering elements.



## ROOF COATING



NIPPON PAINT  
ROOF COATING EMULSION is an acrylic paint that is specially formulated for painting and repainting asbestos and roof tiles. It is easy to apply and forms a smooth, tough, durable film with excellent sheen. It is also resistant to fungi, algae, water and dirt.



## SUMO XTRA TILE COAT



NIPPON PAINT  
SUMO XTRA TILE COAT is an acrylic paint which is specially formulated for painting roof tiles. It is easy to apply and forms a smooth, tough, durable film.



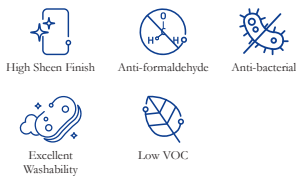
White, Base 4, Base 3, Base 2, Base 1, RO & YO	White, Base 4, Base 3, Base 2, Base 1	Available in four direct shades and base	Available in six direct shades and base	Base TC1 & dark shades
Please refer the Nippon Paint Fandeck	Please refer the Nippon Paint Fandeck	Please refer the Floor Guard shade card	Please refer the Nippon Paint exterior shade card	Please refer the Nippon Paint exterior shade card
Smooth matt	Smooth matt	High sheen	Sheen	Smooth sheen
30 minutes	30 minutes	30 minutes	30 minutes	30 minutes
4-6 hours	4-6 hours	4-6 hours	4-6 hours	4-6 hours
120-140 sq ft/litre/coat & 55-65 sq ft/litre/2 coats	100-120 sq ft/litre/coat & 50-60 sq ft/litre/2 coats	40-50 sq ft/litre for 2 coats	110-130 sq ft/litre/coat & 55-65 sq ft/litre/2 coats	100-120 sq ft/litre/coat & 50-60 sq ft/litre/2 coats
50-60% by volume with clean, potable water	50-60% by volume with clean, potable water	Up to 30% by volume with clean, potable water	Ready to use. If necessary, dilute with 5% potable water	Upto 30% by volume with clean, potable water. Stir well before use
1L, 4L, 10L & 20L	1L, 4L, 10L & 20L	1L, 4L & 10L	1L, 4L, 10L & 20L	1L, 4L, 10L & 20L

# INTERIOR PRODUCTS

## KIDZ



NIPPON PAINT KIDZ all-in-one paint is specially formulated for children. It has three unique features and technologies - clean air due to active carbon technology, safe to touch due to silver ion technology and superior washability due to anti-stain technology.



## SATIN GLO PRIME\*



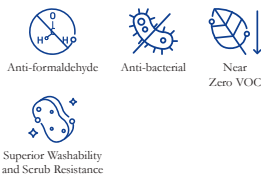
NIPPON PAINT SATIN GLO PRIME luxury interior emulsion is based on pure acrylic emulsion formulated to impart high sheen to decorate interior walls. It possesses excellent washability and stain resistance to keep the walls beautiful for long. Its low VOC ensures safe and healthy interiors. Its anti-bacterial property provides proven protection against bacteria.



## ODOUR~LESS AIRCARE



NIPPON PAINT ODOUR~LESS AIRCARE is an anti-formaldehyde interior emulsion that helps create a safer and more hygienic indoor environment. It contains active carbon technology that absorbs harmful formaldehyde from the air and converts it into water vapour, resulting in clean, fresh air. Besides having ultra-low VOC and low odour, it also has superior washability, anti-bacterial properties and does not contain heavy metals like lead and mercury.



## SATIN GLO+



NIPPON PAINT SATIN GLO+ is a premium interior wall finish specially formulated to impart a rich satin like sheen to decorate interior walls. It possesses excellent washability and stain resistance to keep the walls beautiful for long. Its anti-bacterial property provides proven protection against bacteria and it also contains ultra-low VOC ensuring safe and healthy interiors.



## SATIN GLO AURA\*



NIPPON PAINT SATIN GLO AURA is an interior emulsion with special polymer technology to impart soft sheen to decorate interior walls. It possesses excellent washability and stain resistance to keep the walls beautiful for long. Its low VOC ensures safe and healthy interiors.



Bases	White & Base 4, Base 3, Base 2, Base 1, Red & Yellow Base	White & SGP4, SGP3, SGP2, SGP1, Red & Yellow Base	OCA1, OCA2, OCA3 & OCA4	White & SGP4, SGP3, SGP2, SGP1, Red & Yellow Base	White & SGA4, SGA3, SGA2, SGA1, Red & Yellow Base
Colour Range	Refer Nippon Paint shade cards and fandeck	Refer Nippon Paint shade cards and fandeck	Refer Nippon Paint shade cards and fandeck	Refer Nippon Paint shade cards and fandeck	Refer Nippon Paint shade cards and fandeck
Finish	High sheen	High sheen	Eggshell	Luxury sheen	Luxury sheen
Coverage	200-220 sq ft/litre/coat & 100-120 sq ft/litre/2 coats	240-260 sq ft/litre/coat & 110-130 sq ft/litre/2 coats	107-129 sq ft/litre/coat	280-320 sq ft/litre/coat & 50-175 sq ft/litre/2 coats	280-320 sq ft/litre/coat & 150-175 sq ft/litre/2 coats
Dry Time	To touch: 30 minutes To recoat: 4-6 hours	To touch: 30 minutes To recoat: 4-6 hours	To touch: 30 minutes To recoat: 4-6 hours	To touch: 30 minutes To recoat: 4-6 hours	To touch: 30 minutes To recoat: 4-6 hours
Gloss Level	60° head: 30-40 units	60° head: 10-20 units	60° head: 1-5 units	60° head: 1-5 units	60° head: 1-5 units
Clean Up Solvent	Clean, potable water	Clean, potable water	Clean, potable water	Clean, potable water	Clean, potable water
Stability of Diluted Paint 24 hours		24 hours	24 hours	24 hours	24 hours
Shelf Life	3 years from the date of manufacture in original tightly closed containers	3 years from the date of manufacture in original tightly closed containers	3 years from the date of manufacture in original tightly closed containers	3 years from the date of manufacture in original tightly closed containers	3 years from the date of manufacture in original tightly closed containers
Dilution	20-30% by volume with clean potable water. Stir well before use. Upto 20% by volume with clean potable water for dark shades	30-40% by volume with clean potable water. Stir well before use. 20-30% by volume with clean potable water for dark shades	30-40% by volume with clean, potable water. Stir well before use	30-40% by volume with clean, potable water. Stir well before use	10-20% by volume with clean, potable water. Stir well before use
Pack Sizes	1L & 4L	1L, 4L, 10L & 20L	1L, 4L, 10L & 20L	1L, 4L, 10L & 20L	1L, 4L, 10L & 20L

\*Available in selected regions | \*Actual coverage is dependent on the substrate condition



## SPOTLESS NXT



NIPPON PAINT SPOTLESS NXT premium interior emulsion is a specially formulated acrylic emulsion paint that repels household stains such as tea, coffee, juices, ink, hand prints, etc. Its unique ‘Swan-back’ technology makes it highly resistant to the penetration of water-borne stains, and causes them to form beads. This ‘beading effect’ ensures stains don’t stick and can be removed easily without damaging the paint.



## MATEX GOLD



NIPPON PAINT MATEX GOLD is a premium emulsion which provides a smooth sheen finish to interior walls. It delivers excellent coverage, good washability and has low VOC, hence maintaining a healthy home.



## VINILEX



NIPPON PAINT VINILEX is a specially formulated water-based modified acrylic emulsion paint for interior walls. It is durable, washable and provides a superior, smooth finish. It offers good hiding and spreading.



## BREEZE



NIPPON PAINT BREEZE is an economy interior emulsion having smooth and matt finish.



## CEILING FRESH



NIPPON PAINT CEILING FRESH is a specially formulated paint based on modified acrylic emulsion with smooth matt finish for interior use. The paint changes colour from pink to white as it dries so that the applicator never misses a spot.



White, Base 4, Base 3, Base 2, Base 1 and Yellow Base	White & MG4, MG3, MG2, MG1, Red & Yellow Base	Base 4, Base 3, Base 1 & Coloured Bases	Base 4, Base 3 & Base 1	White
Refer Nippon Paint shade cards and fandeck	Refer Nippon Paint shade cards and fandeck	Refer Nippon Paint shade cards and fandeck	Refer Nippon Paint shade cards and fandeck	White
Soft sheen	Smooth sheen	Smooth matt	Smooth matt	Smooth matt
200-250 sq ft/litre/coat & 100-120 sq ft/litre/2 coats	280-325 sq ft/litre/coat & 150-175 sq ft/litre/2 coats	130-150 sq ft/litre for 2 coats	120-130 sq ft/litre for 2 coats	100-130 sq ft/litre for 2 coats
To touch: 30 minutes To recoat: 4-6 hours	To touch: 30 minutes To recoat: 4-6 hours	To touch: 30 minutes To recoat: 4-6 hours	To touch: 30 minutes To recoat: 4-6 hours	To touch: 30 minutes To recoat: 4-6 hours
60° head: 5-18 units	60° head: 0-10 units	60° head: 0-5 units	60° head: 0-5 units	60° head: 0-5 units
Clean, potable water	Clean, potable water	Clean, potable water	Clean, potable water	Clean, potable water
24 hours	24 hours	24 hours	24 hours	24 hours
3 years from the date of manufacture in original tightly closed containers	3 years from the date of manufacture in original tightly closed containers	3 years from the date of manufacture in original tightly closed containers	3 years from the date of manufacture in original tightly closed containers	3 years from the date of manufacture in original tightly closed containers
30-40% by volume with clean, potable water & 20% dilution for dark shades	50-60% by volume with clean, potable water. Stir well before use. 20-30% by volume with potable water for dark shades	50-60% by volume with clean, potable water	60-65% by volume with clean, potable water	60-65% by volume with clean, potable water
1L, 4L, 10L & 20L	1L, 4L, 10L & 20L	1L, 4L, 10L & 20L	1L, 4L, 10L & 20L	1L, 4L, 10L & 20L

# WOOD & METAL

## SATIN ENAMEL



NIPPON PAINT  
SATIN ENAMEL is a specially blended enamel paint that protects and beautifies interiors, exteriors, wood, metal and masonry surfaces. It imparts a rich, satin finish with a soft sheen and forms a layer which is tough, washable and long-lasting. It is resistant to alkali, stains and water.



## BODELAC



NIPPON PAINT  
BODELAC is a specially blended, alkyd-based synthetic enamel. It has no added lead or chrome compounds, thus making it safe. It has excellent gloss retention and is suitable for a wide variety of interior and exterior metal, wood and masonry surfaces.



## AQUA BODELAC\*



NIPPON PAINT  
AQUA BODELAC water-based semi-gloss enamel provides rich satin finish and can be used for walls and masonry surfaces. It is safe, low odour, low VOC with excellent washability and durability.



Bases	Base 1, Base 3, Base 4 and direct colours	Base 1, Base 3, Base 4 and direct colours	Base 4 and White
Colour Range	Please refer the Nippon Paint Fandek	Please refer the Nippon Paint Fandek	Please refer the Nippon Paint Fandek
Finish	Satin-like sheen	High gloss	Semi glossy
Drying Time	To touch: 2-3 hours	To touch: 2-3 hours	30 minutes
Recoating Interval	6-8 hours	6-8 hours	6-8 hours
Coverage	190-230 sq ft/litre/coat 110-140 sq ft/litre/2 coats	190-230 sq ft/litre/coat 110-140 sq ft/litre/2 coats	100-120 sq ft/litre/2 coats
Dilution	10% by volume with mineral turpentine/general purpose thinner	10% by volume with mineral turpentine/general purpose thinner	10-20% by volume with clean, potable water
Pack Sizes	1L, 4L, 10L & 20L	50ML, 100ML, 200ML, 500ML, 1L, 4L, 10L & 20L	1L, 4L, 10L & 20L

\*Available in selected regions  
\*Actual coverage is dependent on the substrate condition



# WOOD

## CLEARTONE



NIPPON PAINT  
CLEARSTONE PU is a two-pack polyurethane finish which protects the wood and maintains its natural beauty. It comes in gloss and matt finishes for multiple surfaces. Its tough film ensures no scratches and stains on the wood. The acid and alkali resistant property protects the surface from household cleansers. It is resistant to UV, algal and fungal attacks.

Available for both interior & exterior.

Tough Film

Non Yellowing

Acid and Alkali Resistant

Algal and Fungal (Only in exterior)

NA

NA

Interior: Glossy and matt  
Exterior: Glossy and matt

30 minutes

5-6 hours

85-110 sq ft/litre/coat  
45-55 sq ft/litre/2 coats

20-25% Cleartone thinner

1L, 4L & 20L

## MELAMIC



NIPPON PAINT  
MELAMIC is a specially formulated, solvent-based, two-pack transparent wood finish for interiors. Its superior low odour formulation not only protects wood and veneers from scratches and stains but also enhances its aesthetics.

Available for interior.

Low Odour

No Added Lead

High Mar Resistance

NA

Clear coat

Glossy and matt

30 minutes

5-6 hours

100-130 sq ft/litre/coat  
50-65 sq ft/litre/2 coats

Up to 20-25% by volume using Nippon Paint Melamic thinner only

1L, 4L & 20L

## WOOD MAGIC



NIPPON PAINT  
WOOD MAGIC is a highly durable, single pack polyurethane-based paint that beautifies and protects wood surfaces. While it enhances the elegant and rich look of natural wood, it also protects furniture for long periods.

Available for both interior & exterior.

Lead-free

High PU Content

High Sheen

NA

Clear coat

Interior: Glossy  
Exterior: Glossy and silk matt

60 minutes

7-8 hours

195-240 sq ft/litre/coat for brush,  
95-120 sq ft/litre/coat for spraying

Up to 10% by volume mineral turpentine/general purpose thinner

500 ML, 1L & 4 L

# PRIMERS / UNDERCOATS

## DR. BOND



NIPPON PAINT DR. BOND efflorescence resistant sealer is a water-based penetrating sealer for concrete masonry and lime based surfaces. The product penetrates below the substrates surface and blocks lime from coming on to the surface.

-   
Low VOC
-   
Anti Efflorescence
-   
Excellent Coverage

## MULTI PURPOSE WALL SEALER



NIPPON PAINT MULTI PURPOSE WALL SEALER is a water-based wall sealer specially formulated to provide excellent adhesion and wall sealing. This product is suitable for both interior and exterior, masonry and gypsum surfaces. It bonds well with cement and plastered surfaces, thus enhancing the life of the top coat. It has superior anti-algal and anti-fungal properties.

-   
Anti-algal
-   
Ultra Low VOC
-   
Excellent Coverage
-   
High Solid Content
-   
High Emulsion Content

## INTERIOR PRIMER



NIPPON PAINT INTERIOR PRIMER is a specially formulated acrylic based primer for interior cement and masonry surfaces. It has good hiding properties and delivers excellent whiteness.

-   
Low VOC
-   
Good Adhesion
-   
Good Opacity

## EXTERIOR PRIMER



NIPPON PAINT EXTERIOR PRIMER is a specially formulated acrylic based primer for exterior cement, concrete & plastered surfaces. Its unique alkaline resistant formula provides extra protection to the top coat. It has excellent hiding and spreading properties.

-   
Low VOC
-   
Anti-algal
-   
Good Opacity

Drying Time	30 minutes	30 minutes	30 minutes	30 minutes
Recoating Interval	4-6 hours	4-5 hours	4-5 hours	4-6 hours
Coverage	100-130 sq ft/litre/coat	110-140 sq ft/litre/coat	210-230 sq ft/litre/coat	100-110 sq ft/litre/coat
Dilution	100% by volume with clean, potable water	100% by volume with clean, potable water for exterior 50% by volume with clean, potable water for interior	50% by volume with clean, potable water	100% by volume with clean, potable water
Pack Sizes	1L, 4L, 10L & 20L	1L, 4L, 10L & 20L	1L, 4L, 10L & 20L	1L, 4L, 10L & 20L

\*Actual coverage is dependent on the substrate condition





NIPPON PAINT LATEX INTERIOR PRIMER is water-based and is formulated to provide good adhesion to interior masonry and cement surfaces. It has good hiding properties and is easy to apply.

NIPPON PAINT LATEX EXTERIOR PRIMER is water-based and is specially formulated for exterior cement, concrete and plastered surfaces. Its unique alkaline resistant formula provides extra protection to the top coat. It is also algal and fungal resistant.

NIPPON PAINT M U L T I - P U R P O S E SOLVENT PRIMER is a solvent-based undercoat for different types of wood, POP, gypsum and cement surfaces.

NIPPON PAINT WOOD PRIMER is a solvent-based undercoat with good adhesion and anti-fungal properties for different wooden surfaces.

NIPPON PAINT RED OXIDE METAL PRIMER is a specially formulated undercoat for metal surfaces. It has anti-corrosive properties and provides good adhesion to the top coat.

  
Low VOC

  
Good Adhesion

  
Good Opacity

  
Low VOC

  
Anti-fungal

  
Good Opacity

  
Lead-free

  
Anti-fungal

  
Good Opacity

  
High Solid Content

  
Superior Quality of Red Oxide

30 minutes	30 minutes	60-80 minutes	30 minutes	60 minutes
4-6 hours	4-6 hours	16 hours	4-6 hours	7-8 hours
210-230 sq ft/litre/coat	100-110 sq ft/litre/coat	85-110 sq ft/litre/coat, 45-55 sq ft/litre/2 coats	120-130 sq ft/litre/coat, 55-65 sq ft/litre/2 coats	195-240 sq ft/litre/coat for brush, 95-120 sq ft/litre/coat for spraying
50% by volume with clean, potable water	100% by volume with clean, potable water	Up to 20-30% by volume mineral turpentine/general purpose thinner	Up to 20-25% by volume using Nippon Paint Melamic thinner only	Up to 10% by volume mineral turpentine/general purpose thinner
1L, 4L, 10L & 20L	1L, 4L, 10L & 20L	1L, 4L & 20L	1L, 4L & 20L	500ML, 1L & 4 L

INTERIOR TEXTURE

2-IN-1 EMULSION

MOMENTO ELEGANT



NIPPON PAINT  
MOMENTO ELEGANT allows you to create a stylish impression with luxurious matt textures and rich colours.

MOMENTO ENHANCER



NIPPON PAINT  
MOMENTO ENHANCER lets you glaze over your favourite coloured walls to create serene winter masterpieces of frost texture bathed in a snow, pearl or gold lustre.

MOMENTO DZINE



NIPPON PAINT  
MOMENTO DZINE brings you a paint base that allows you to create a plethora of dzine patterns in a range of shades including metallics like gold and silver. They are unique, letting your creativity shine through and allowing you to create infinite patterns. Go ahead and bring perfection to your home.

ATOM 2-IN-1



NIPPON PAINT  
ATOM 2-IN-1 multi-purpose emulsion is a flat and durable paint which makes it ideal for both interior and exterior surfaces. Following extensive R&D and by listening to our decorating partners' inputs, this dynamic paint has been developed for maximum performance which is based on acrylic modified emulsion.

- 

Bases	44 Colours in 1 Base	Gold Frost, Pearl Frost, Snow Frost	Gold, Silver, Base for Tinting MD1	White, Base 4, Base 3, Base 2, Base 1, YO, RO, OY & OR
Colour Range	Refer the Nippon Paint Momento catalogue	Refer the Nippon Paint Momento catalogue	Refer the Nippon Paint Momento catalogue	Refer the Nippon Paint Fandeck
Finish	Texture	Texture	Texture	Matt
Drying Time	3-4 hours	3-4 hours	3-4 hours	30 minutes
Recoating Interval	Not required	Not required	Not required	4-6 hours
Coverage	*60-80 sq ft/litre/coat	*50-70 sq ft/litre/coat	*60-80 sq ft/litre/coat	Interior: 180-210 sq ft/litre/coat & 100-110 sq ft/litre/2 coats Exterior: 90-100 sq ft/ltr/coat & 45-50 sq ft/2 coats
Dilution	Not required	Not required	Not required	20-30% by volume with clean, potable water
Pack Sizes	1L	1L	1L	1L, 4L, 10L & 20L

\*Coverage depends on texture  
\*Actual coverage is dependent on the substrate condition  
\*For warranty terms please refer [www.nipponpaint.co.in](http://www.nipponpaint.co.in)



# WALLTRON - CONSTRUCTION SOLUTIONS

## HYDROSHIELD DAMPPROOF



NIPPON PAINT WALLTRON HYDROSHIELD DAMPPROOF is a fiber reinforced elastomeric coating used for waterproofing. It forms a thick elastic film which covers, cracks and blocks water, thus offering excellent waterproofing.



Crack Bridging



Excellent Adhesion



Waterproofing



6 Year Protection



\*\*Reduces Heat Up To 7°C

## HYDROSHIELD SEALER



NIPPON PAINT WALLTRON HYDROSHIELD SEALER is an acrylic based penetrating primer designed for fresh concrete surfaces or highly alkaline substrate. It resists efflorescence and provides excellent sealing.



Anti Efflorescence



Alkali Resistant

## HYDROSHIELD EMULSION



NIPPON PAINT WALLTRON HYDROSHIELD is a self cross-linking acrylic emulsion based coating. It is used as a waterproof and durable coating to protect exterior walls. It has excellent waterproofing, elasticity, breathability and crack bridging properties.



Waterproofing



Dirt Pick-up Resistant

Where to Use	All types of exterior walls	All types of exterior walls	All types of exterior walls
Drying Time	30 minutes	30 minutes	30 minutes
Recoating Interval	4-6 hours	4-6 hours	4-6 hours
Coverage	25-30 sq ft/litre/coat	90-100 sq ft/litre/coat	60-70 sq ft/litre/coat
Dilution	20-30% by volume with clean, potable water	Upto 70% by volume with clean, potable water	20-30% by volume with clean, potable water
Pack Sizes	1L, 4L & 20L	1L, 4L & 20L	1L, 4L, 10L & 20L

# WALLTRON - CONSTRUCTION SOLUTIONS

## AQUASIL



NIPPON PAINT  
WALLTRON AQUASIL is a water-based, high performance silicone clear, waterproofing compound. It has excellent hydrophobicity, so it does not allow water to penetrate the surface, while giving the product excellent permeability to aid evaporation of blocked moisture from inside.



## ENHANCER



NIPPON PAINT  
WALLTRON ENHANCER is a ready-to-use, high solid, high performance polymer based on acrylic co-polymer. It shows excellent waterproofing property when mixed with cement.



## KLEANWALL



NIPPON PAINT  
WALLTRON KLEANWALL is a fungicidal solution recommended for highly infested exterior walls.



## WALL+



NIPPON PAINT  
WALLTRON WALL+ is a ready-to-use, high performance SBR based latex.



Where to Use	Stone, porous substrate or plaster surface	Repairing and new bonding concrete	All types of exterior walls	Repairing & new bonding concrete
Drying Time	6 hours	6 hours	6 hours	30 minutes
Recoating Interval	Not required	Not required	Not required	4-6 hours
Coverage	70-100 sq mt.	Waterproofing: 30-35 sq ft/kg in 2 coats Bonding agent: 45-50 sq ft/kg per coat	100-110 sq ft/coat	Waterproof: 22-25 sq ft/kg in 2 coats Bonding agent: 45-50 sq ft/kg per coat
Dilution	1:9	Not required	Not required	20-30% by volume with clean, potable water
Pack Sizes	250ML & 1L	250ML, 1L, 5L & 20L	250ML & 1L	250ML, 1L, 5L & 20L

\*Actual coverage is dependent on the substrate condition



# WALLTRON - CONSTRUCTION SOLUTIONS

## STYLFIX TILE GROUT



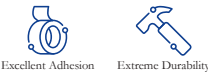
NIPPON PAINT WALLTRON STYLFIX TILE GROUT is a cement based, single component, polymer modified non-shrink tile grout for filling tile joints up to a width of 4mm. It has excellent water repelling, adhesion and workability properties.



## STYLFIX TILE ADHESIVE



NIPPON PAINT WALLTRON STYLFIX TILE ADHESIVE is a single component, cement-based polymer modified adhesive for fixing tiles on floors, walls (interior/exterior) and even in tile-on-tile areas.



## N-SEAL



NIPPON PAINT WALLTRON N-SEAL is a cement-based, polymer rich powder mix, used to fill cracks of 3-5mm thickness on plaster surfaces.



## FR-PUTTY



NIPPON PAINT WALLTRON FR-PUTTY is an efflorescence resistant, white cement-based, premium quality modified putty.



Where to Use	All types of exterior/interior walls	Grouting ceramic, vitrified, marble	For both interior and exterior	For both interior and exterior
Drying Time	30 minutes	30 minutes	30 minutes	30 minutes
Recoating Interval	4-6 hours	4-6 hours	4-6 hours	4-6 hours
Coverage	Approximate coverage per 1kg of grout Add 5-7% wastage in consumption	2-3 sq ft/kg for 3mm thickness	Approximately 25-30 running mtr/kg	Approximately 15-16 sq ft/kg/mm
Dilution	20-30% by volume with clean, potable water	20-30% by volume with clean, potable water	20-30% by volume with clean, potable water	20-30% by volume with clean, potable water
Pack Sizes	1Kg	30Kg & 20Kg	1Kg	30Kg

\*Actual coverage is dependent on the substrate condition

# WALLTRON - CONSTRUCTION SOLUTIONS

## WP+



NIPPON PAINT  
WALLTRON WP+ is specially formulated using selected surface active plasticising agents, chemicals and additives for cement concrete, mortar and plasters. It makes concrete cohesive, prevents segregation and reduces water permeability.

- Better compatibility
- Resists corrosion
- Permeability
- Shrinkage
- Workability
- Compressive strength

## HYDRO BLOCK 1K



NIPPON PAINT  
WALLTRON HYDRO BLOCK 1K is a one pack, flexible, waterproof coating having excellent adhesion. It is easy to apply and provides excellent protection against dampness.

- Gives excellent protection from dampness
- Micro-sized particles which block water from coming out
- Excellent flexibility to accommodate minor structural movement
- Breathable film to prevent blister formation and to allow water vapour to pass
- Excellent bond strength
- Easy to apply

Where to Use	Waterproofing of concrete and sand-cement mortars used in concrete and plastering	Where to Use	Damp interior walls adjacent to bathrooms and kitchens balconies Masonry surface: brick walls/concrete slabs
Drying Time	30-600 mins	Drying Time	60-90 mins
Dosage	200ml per 50kg bag of cement	Coverage	15 sq ft/kg per coat
Dilution	NA	Dilution	Mix ratio (powder : water), self priming 1:1 Mix ratio (powder : water), waterproof coat 3:1
Pack Sizes	1L, 5L, 10L & 20L	Pack Sizes	1Kg

\*Actual coverage is dependent on the substrate condition



HYDRO BLOCK 2K



NIPPON PAINT  
WALLTRON HYDRO BLOCK 2K is a two component cementitious, flexible waterproofing coating. It is composed of best quality portland cement, properly selected and graded aggregates, additives and acrylic polymer as a binder. It is applied to waterproof and protect concrete structures.

- Flexibility
- Waterproof
- Adhesion
- Crack bridging
- Efflorescence resistant
- Anti-carbonation
- Seamless coat
- Application - easy to apply

CRACK FILL PASTE



NIPPON PAINT  
WALLTRON NSEAL CRACK FILL PASTE is composed of a high quality weather durable acrylic emulsion polymer, carefully selected fillers, fibers and additives for interior as well as exterior surfaces. It is an easy to apply, single pack, ready-to-use, water resistant, flexible material for filling cracks in plastered surfaces. It has excellent bonding, durability, and aesthetic appearance.

- Paste form, non sagging
- Flexibility
- Eco-friendly
- Paintability
- Non-staining
- Bonding
- Durability
- Non-toxic

Where to Use	Suitable for use on new & old concrete/mortar/plaster surface	Interior and exterior cracks on wall upto 5mm thickness
Drying Time	4-6 hours	24 hours, best result - cure for 7 days
Coverage	7.5-8 sq ft/kg/2 coats	Approx 25-30 running mtr/kg
Dilution	Mix ratio (powder : liquid), by weight 2:1	NA
Pack Sizes	3Kg	1Kg

# PAINTING SOLUTIONS FOR YOUR HOME

NIPPON PAINT SATIN GLO PRIME luxury interior emulsion is based on pure acrylic emulsion formulated to impart high sheen to decorate interior walls. It possesses excellent washability and stain resistance to keep the walls beautiful. Its low VOC ensures safe and healthy interiors and anti-bacterial properties provides protection against bacteria.



NIPPON PAINT MATEX GOLD is a premium acrylic emulsion which provides a smooth sheen finish to interior walls. It delivers excellent coverage, possesses good washability and has low VOC hence maintaining a healthy home.



NIPPON PAINT BREEZE is an economy interior emulsion having a smooth finish.



NIPPON PAINT INTERIOR PRIMER is a specially formulated acrylic based primer for interior cement and masonry surfaces. Its good hiding properties delivers excellent whiteness.



NIPPON PAINT SPOTLESS NXT is a specially formulated acrylic emulsion that repels household stains such as tea, coffee, juices, ink, etc. Its stain repellent property makes it highly resistant to the penetration of water-borne stains, and causes them to form beads. This 'beading effect' ensures stains don't stick and can be removed easily without damaging the paint. Its high quality makes it suitable for all rooms.



NIPPON PAINT SATIN GLO+ is a luxury interior wall finish specially formulated to impart a rich satin like sheen to decorate interior walls. It possesses excellent washability and stain resistance to keep the walls beautiful for long. Its anti-bacterial property provides proven protection against bacteria and ultra low VOC ensures safe and healthy interiors.



NIPPON PAINT FLOOR GUARD is a superior quality paint, which is specifically developed to provide hard, durable adhesion. It acts as an acrylic emulsion coating for cement and paver blocks. It has excellent alkali resistance properties, and provides protection against weathering elements.

## EXTERIOR PRODUCTS



NIPPON PAINT WEATHERBOND ADVANCE is an all weather protection exterior paint which possesses a unique lamination technology with silicone, providing twice the toughness and durability resulting in supreme protection against harsh weather conditions. It provides excellent resistance to flaking, efflorescence and alkali. It has ultra low VOC ensuring a safe environment.



NIPPON PAINT DURAFRESH SOLO is a specially formulated self priming exterior emulsion paint having systematic UV crosslinking mechanism exhibiting excellent balance of flexibility and dirt pick-up resistance. Its heat ban technology reduces surface temperature by up to 7°C. It imparts a rich sheen finish and has anti-algal resistance to keep your walls fresh for a longer time.



NIPPON PAINT SUMO XTRA is a specially formulated water-based emulsion with colour-lock technology which ensures that the wall looks bright and clean. Its unique water resistant property keeps exteriors protected and beautiful for long.



NIPPON PAINT SAMURAI is a specially formulated water-based acrylic emulsion paint ideally suited for dry and moderately humid climatic conditions. It is anti-peel, anti-fungal and resists fading. It is durable and offers good hiding and spreading.





**NIPPON PAINT ROOF COATING EMULSION** is an acrylic emulsion that is specially formulated for painting and repainting asbestos and roof tiles. It is easy to apply and forms a smooth, tough, durable film with excellent sheen. It is also resistant to fungi, algae, water and dirt.



**NIPPON PAINT CEILING FRESH** is a specially formulated paint based on modified acrylic emulsion with smooth matt finish for interior use. The paint changes colour from pink to white as it dries so that the applicator never misses a spot.



**NIPPON PAINT WEATHERBOND PRO** is a high performance, pure acrylic exterior paint which offers outstanding protection for exterior surfaces. It offers unique protection against water, algal attack, dust pick-up, hairline crack bridging, efflorescence and extreme weathering. It provides effective waterproofing and anti-carbonation properties.



**NIPPON PAINT VINILEX** is a specially formulated water-based modified acrylic emulsion paint for interior walls. It is durable, washable and provides a superior smooth finish. It offers good hiding and spreading qualities.



**NIPPON PAINT ODOUR~LESS AIRCARE** is an anti-formaldehyde interior emulsion that helps create a safer, hygienic indoor environment. This breakthrough product contains active carbon technology that absorbs harmful formaldehyde from the air and converts it into water vapour, resulting in clean fresh air. Besides ultra low VOC and low odour, this environment friendly paint is anti-bacterial & possesses superior washability. It is ideal for people who are allergic to formaldehyde and paint odour.



**NIPPON PAINT BODELAC** is a specially blended, alkyd-based synthetic enamel. It has no added lead or chrome compounds, thus making it safe. It has excellent gloss retention and is suitable for a wide variety of interior and exterior metal, wood and masonry surfaces.



**NIPPON PAINT SATIN ENAMEL** is a specially blended enamel paint that protects and beautifies interiors, exteriors, wood, metal and masonry surfaces. It imparts a rich, satin finish with a soft sheen and forms a layer which is tough, washable and long-lasting. It is resistant to alkali, stains and water.

## 2-IN-1 EMULSION



**NIPPON PAINT SHOGUN** is a specially formulated acrylic modified based exterior emulsion paint suitable for dry and less humid weather conditions. Its superior ingredients ensure that the exterior wall is protected from algal and fungal attack hence keeping it spotless for long.



**NIPPON PAINT EXTERIOR PRIMER** is a specially formulated acrylic based primer for exterior cement, concrete and plastered surfaces. Its unique alkaline resistant formula provides extra protection to the top coat. It has excellent hiding and spreading properties.











































































































**NIPPON PAINT SUMO XTRA TILE COAT** is an acrylic paint which is specially formulated for painting roof tiles. It is easy to apply and forms a smooth, tough film, which is durable.



**NIPPON PAINT ATOM 2-IN-1** multi-purpose emulsion is a flat and durable paint which makes it ideal for both interior and exterior surfaces. Following extensive R&D and by listening to our decorative partners inputs, this dynamic paint has been developed for maximum performance which is based on acrylic modified emulsion.

PRODUCT SELECTOR CHART - INTERIOR

PRODUCT	GREEN CHOICE				FUNCTIONAL BENEFITS											FINISH						
	Low VOC	Low Odour	Certified as Green Pro by CII	100% Free from Heavy Metal	Anti-formaldehyde	Stain Resistance	Stain Repellent	Excellent Washability	Good Coverage	Good Adhesion	High Scrub Resistance	Long Lasting Colour	No Peeling & Flaking	Anti-bacterial	Good Hiding	Egg Shell	High Sheen	Sheen	Soft Sheen	Smooth Sheen	Smooth Matt	
<div></div> <div>Odour~less Aircare</div>	<div></div>	<div></div>	<div></div>	<div></div>	<div></div>			<div></div>	<div></div>	<div></div>	<div></div>	<div></div>	<div></div>	<div></div>	<div></div>	<div></div>	<div></div>					
<div></div> <div>Satin Glo Prime</div>	<div></div>	<div></div>	<div></div>	<div></div>		<div></div>		<div></div>	<div></div>	<div></div>	<div></div>	<div></div>	<div></div>	<div></div>	<div></div>		<div></div>					
<div></div> <div>Satin Glo+</div>	<div></div>	<div></div>	<div></div>	<div></div>		<div></div>		<div></div>	<div></div>	<div></div>		<div></div>	<div></div>	<div></div>	<div></div>			<div></div>				
<div></div> <div>Satin Glo Aura</div>	<div></div>	<div></div>	<div></div>	<div></div>				<div></div>	<div></div>	<div></div>		<div></div>	<div></div>		<div></div>				<div></div>			
<div></div> <div>Spotless NXT</div>	<div></div>	<div></div>	<div></div>	<div></div>			<div></div>	<div></div>	<div></div>	<div></div>	<div></div>	<div></div>	<div></div>		<div></div>				<div></div>			
<div></div> <div>Matex Gold</div>	<div></div>	<div></div>	<div></div>	<div></div>				<div></div>	<div></div>	<div></div>		<div></div>	<div></div>		<div></div>				<div></div>			
<div></div> <div>Vinilex</div>	<div></div>	<div></div>	<div></div>	<div></div>					<div></div>	<div></div>		<div></div>	<div></div>		<div></div>				<div></div>			
<div></div> <div>Breeze</div>	<div></div>	<div></div>	<div></div>	<div></div>					<div></div>	<div></div>			<div></div>		<div></div>					<div></div>		

Recommended wall primer for long lasting walls:

High Performance



Multi Purpose Wall Sealer


























































































































Good Performance



Interior Primer



PRODUCT SELECTOR CHART - EXTERIOR

PRODUCT	GREEN CHOICE				FUNCTIONAL BENEFITS																	FINISH			
	Low VOC	Low Odour	Certified as Green Pro by CII	100% Free from Heavy Metal	Lamination Technology	Anti-carbonation	Dirt Pick-up Resistance	Heat Ban Technology	Long Lasting Colour	Water Repellent	Good Hiding	Good Coverage	Good Adhesion	Anti-algal	Anti-fungal	Anti-peel & Anti-flaking Technology	Waterproofing	Elastomeric	Cover Hairline Cracks	No Primer	Warranty (Year)*	Sheen	Soft Sheen	Smooth Sheen	Matt
 Weatherbond Pro																					15				
 Weatherbond Advance																					10				
 Durafresh Solo																					7				
 Sumo Xtra																					5				
 Samurai																									
 Shogun																									
 Atom 2-in-1																					3				
 Roof Coating Emulsion																									
 Floor Guard																									

Recommended wall primer for long lasting walls: High Performance



Good Performance



\*Terms and conditions apply

\*Please refer warranty card for more details

**REGISTERED OFFICE**

NIPPON PAINT (INDIA) PRIVATE LIMITED  
Plot No. K-8(I), Phase-II, SIPCOT Industrial Park,  
Mambakkam Village, Sriperumbudur,  
Sunguvarchatiram, Kancheepuram - 602 106,  
Tamil Nadu, India.  
Tel: 044 3717 5555

**CORPORATE OFFICE**

NIPPON PAINT (INDIA) PRIVATE LIMITED  
No. 3, Club House Road, 3<sup>rd</sup> Floor,  
Chennai - 600 002, Tamil Nadu, India.  
Tel: 044 4298 2222  
Email: tu@nipponpaint.co.in  
SMS NIPPON to 56070, Toll-free: 1800 425 3636

**SOUTH**

TAMIL NADU  
NIPPON PAINT (INDIA) PRIVATE LIMITED  
No. 34, Sandavelur Village, Sunguvarchatiram,  
Kanchipuram - 602 106

NIPPON PAINT (INDIA) PRIVATE LIMITED  
185/1, Adam Nagar Main Road, Pammal,  
Chennai - 600 044

NIPPON PAINT (INDIA) PRIVATE LIMITED  
No. 169/1C, Goundayan Thottam,  
Appanaicken Palayam, K. Vadamadurai Post,  
Coimbatore - 641 017

NIPPON PAINT (INDIA) PRIVATE LIMITED  
No. 115, Kumaran Nagar,  
New Salem Bypass Road, Karur - 639 002

NIPPON PAINT (INDIA) PRIVATE LIMITED  
No. 284/1B, Periyar Nagar Main Road,  
Near Santhish Nagar, Avaniyapuram,  
Madurai - 625 012

NIPPON PAINT (INDIA) PRIVATE LIMITED  
No. 186/14 K3, Industrial Estate,  
Rajakkanmangalam Road, Konam,  
Nagercoil, Kanyakumari - 629 004

NIPPON PAINT (INDIA) PRIVATE LIMITED  
133/A, Poonamalle High Road, Velapanchavadi,  
Thiruverkadu, Chennai - 600 077

NIPPON PAINT (INDIA) PRIVATE LIMITED  
No. 220/1, Parivakkam Road,  
Poonamalle Bypass Road, Chennai - 600 056

NIPPON PAINT (INDIA) PRIVATE LIMITED  
Old No. 6-90/1, New No. 29,  
Nattamangalam Main Road,  
Ammanikondalampatty, Salem - 636 010

NIPPON PAINT (INDIA) PRIVATE LIMITED  
10/51 Sangumuthammal Puram,  
Sankaran Kovil Road, Ramayan Patti - 627 358

NIPPON PAINT (INDIA) PRIVATE LIMITED  
No. 3/290-B, Parapalayam Amman Kovil Thottam,  
Mannarai Village, Uthukuli Road, Tirupur - 641 607

NIPPON PAINT (INDIA) PRIVATE LIMITED  
S.No. 10/1A3B, Kumaramangalam Industrial Estate,  
Avoor Road, Mathur (P.O.), Pudukottai - 622 515

NIPPON PAINT (INDIA) PRIVATE LIMITED  
No. 263, Manglam Road, Pallithennal Village,  
Kandamangalam (P.O.), Villupuram - 605 102

ANDHRA PRADESH  
NIPPON PAINT (INDIA) PRIVATE LIMITED  
Door No. 40/188-21, Bharath Nagar,  
RTC Bypass Road, Kadapa - 516 001

NIPPON PAINT (INDIA) PRIVATE LIMITED  
KGR Godown, D.No. 21 124/2,  
R.S. No. 514/361, Assessment No. 7575,  
Vijayawada - 521 225

NIPPON PAINT (INDIA) PRIVATE LIMITED  
195/1D Block, Auto Nagar, Vizag - 530 012

NIPPON PAINT (INDIA) PRIVATE LIMITED  
Building No. 2, Survey No. 105/F, NCL Colony,  
Kompally, Secunderabad, Telangana - 500 014

KARNATAKA  
NIPPON PAINT (INDIA) PRIVATE LIMITED  
No. 1/5, 2<sup>nd</sup> Cross Road, Vishwaneedam Post,  
Sunkadakatte, Bangalore - 560 091

NIPPON PAINT (INDIA) PRIVATE LIMITED  
No. 109/1, Ayodhya Village, Kempkere,  
Karwar Road, Hubli - 580 024

NIPPON PAINT (INDIA) PRIVATE LIMITED  
D.No. 1-76/8(1), R.S. No. 33-12, 33-5, Bangra Kuloor,  
Behind Indian Oil Petrol Bunk,  
Kuloor Post, Mangalore - 575 013

KERALA  
NIPPON PAINT (INDIA) PRIVATE LIMITED  
SAR Warehouse Door No. RP 111/158B,  
Kottakuramba Temple Road, NH 17, Bypass Road,  
Parammel Ramanattukara (P.O.), Calicut - 673 633

NIPPON PAINT (INDIA) PRIVATE LIMITED  
Door No. 9/281-B, Near INTUC Junction, Nettoor,  
Cochin - 682 040

NIPPON PAINT (INDIA) PRIVATE LIMITED  
1/644, Rosestar Nagar, Opp Govt VHSS,  
Companypady, Ollur, Thrissur - 680 306

NIPPON PAINT (INDIA) PRIVATE LIMITED  
No. 68/1138-5, M.S. Building, K.M. Junction,  
Muttathara, Trivandrum - 695 009

**NORTH**

HARYANA  
NIPPON PAINT (INDIA) PRIVATE LIMITED  
Plot No. 10.11.12, Naraingarh Road,  
Near Bharat Foundary, Opp Assa Singh Garden,  
Baldev Nagar, Ambala City, Haryana - 134 003

NIPPON PAINT (INDIA) PRIVATE LIMITED  
C/o DRS Warehousing, Block No. E1, E2, Mitroal Village,  
Tehsil Hodal, Palwal, Haryana - 121 105

NEW DELHI  
NIPPON PAINT (INDIA) PRIVATE LIMITED  
C-39, Ground Floor (Block 7A),  
Okhla Industrial Area - II, New Delhi - 110 020

NIPPON PAINT (INDIA) PRIVATE LIMITED  
K-3, Ground Floor, Udyog Nagar, Peeragarhi,  
New Delhi - 110 041

PUNJAB  
NIPPON PAINT (INDIA) PRIVATE LIMITED  
Behind Maan Medici Hospital,  
Nakodar Road, VPO Khambra, Jalandhar - 144 026

NIPPON PAINT (INDIA) PRIVATE LIMITED  
Village Bhattian Road, Outside Octroi Post (West),  
Ludhiana - 141 008

RAJASTHAN  
NIPPON PAINT (INDIA) PRIVATE LIMITED  
B-145 A, Road No. 9,  
Vishwakarma Industrial Area, Jaipur - 302 013

UTTAR PRADESH  
NIPPON PAINT (INDIA) PRIVATE LIMITED  
Khasra No. 1050, Saddique Nagar,  
Near Cloud 9 Resort, Meerut Road,  
Ghaziabad - 201 001

NIPPON PAINT (INDIA) PRIVATE LIMITED  
C-12, Ground Floor, Transport Nagar,  
Kanpur Road, Lucknow - 226 012

**WEST**

CHATTISGARH  
NIPPON PAINT (INDIA) PRIVATE LIMITED  
Near Shri Vinayaka Vihar Marriage Palace,  
Ring Road No. 1, Raipur - 492 005

GUJARAT  
NIPPON PAINT (INDIA) PRIVATE LIMITED  
No. 2-9, Vidya Estate, B/H Hotel Ujala,  
Ujala Circle, Sarkhej, Ahmedabad - 382 210

MADHYA PRADESH  
NIPPON PAINT (INDIA) PRIVATE LIMITED  
No. 29/3, 29/4, 25/9, Patwari Halka No. 18,  
Gram Talawali Chanda Tehsil,  
Indore - 452 010

MAHARASHTRA  
NIPPON PAINT (INDIA) PRIVATE LIMITED  
No. 155 & 156, Jay Mangalam Moorthy  
Housing Society, Khadan Road,  
Wadi, Nagpur - 440 023

NIPPON PAINT (INDIA) PRIVATE LIMITED  
S. No. 133/4, Behind Hotel Radhika,  
Pune-Saswad Road, Village Uruli Devachi,  
Pune - 412 308









**Nippon Paint (India) Private Limited**

No. 3, Club House Road, 3<sup>rd</sup> Floor,  
Chennai - 600 002, Tamil Nadu, India.

Tel: 044 4298 2222 | Email: [tu@nipponpaint.co.in](mailto:tu@nipponpaint.co.in) | SMS NIPPON to 56070

Toll-free: 1800 425 3636 | [www.nipponpaint.co.in](http://www.nipponpaint.co.in)